



6, Seocho-daero 34ga-gil,  
Seocho-gu, Seoul, Republic of Korea  
Office +82-2-6900-5300  
Fax +82-2-6900-5401  
[www.kunyoungenc.com](http://www.kunyoungenc.com)

KUNYOUNG Engineering & Construction | DREAM EXPLORERS | OUR ACHIEVEMENTS ENGLISH

# DREAM EXPLORERS

OUR ACHIEVEMENTS ENGLISH



# Together With Us

A dream you dream alone is only a dream.  
A dream you dream together becomes reality.  
KUNYOUNG will dream together with you.

## Contents

Together With Us	03
KUNYOUNG Together	04
Civil Works	06
Architecture	20
Housing	28
Real Estate Development	36
Plant	40
Eco-Friendly Growth	42
Overseas Projects	46

# KUNYOUNG Together

## A dream that you dream, KUNYOUNG will realize.

The future that KUNYOUNG creates is the future that we develop together with you.

We build a new tomorrow for all of mankind and create value for the people around us.

KUNYOUNG has emerged as one of the leading construction companies with its proven competence in various construction sectors over the last five decades. Our continuous growth was achievable since we acknowledge our responsibilities and duties as a corporation positioned to support a sustainable future for the world.

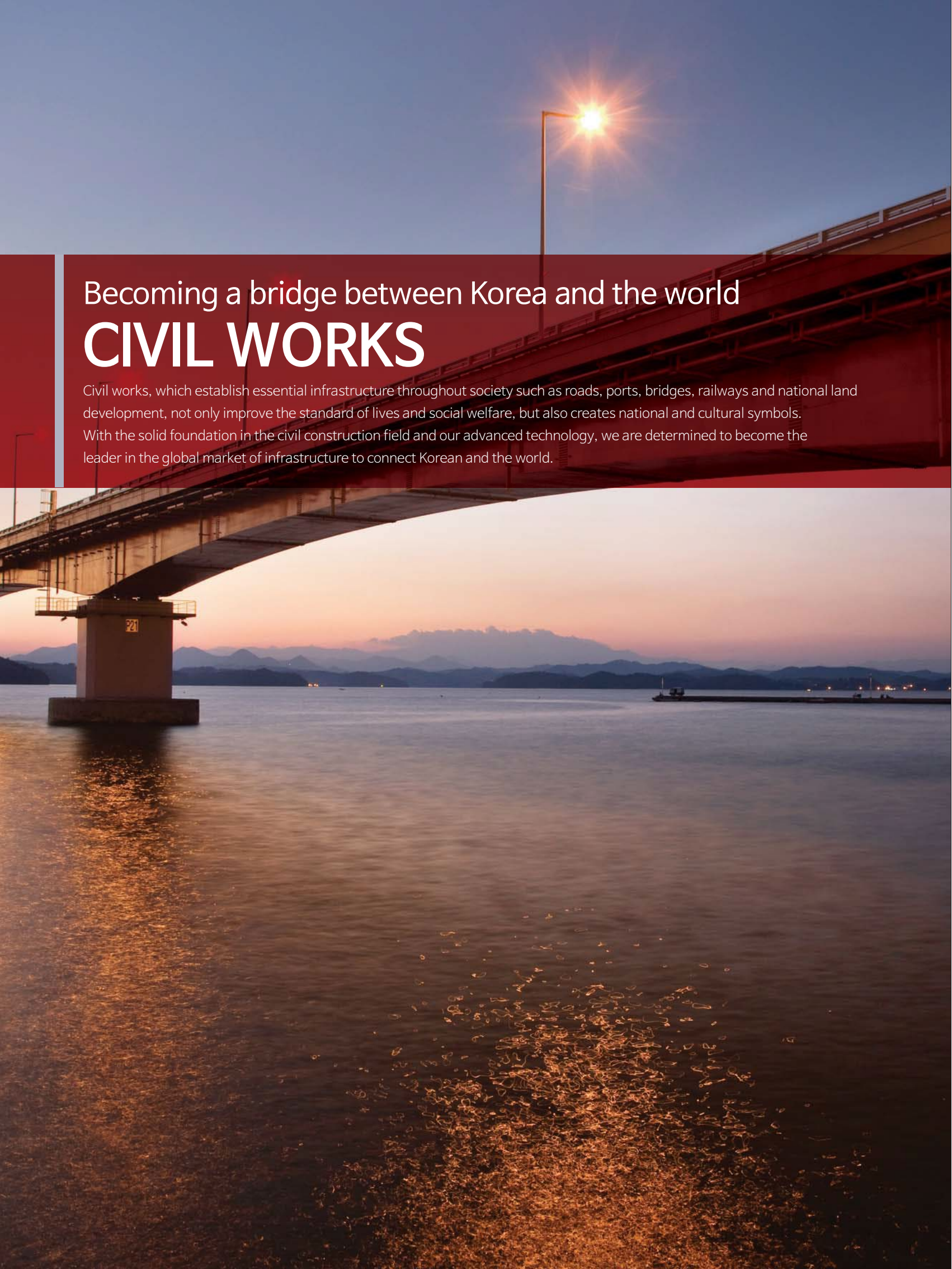
For the last half century, KUNYOUNG has witnessed and participated in the history of the construction industry in Korea and has proven itself with its excellent construction capabilities as well as our cutting-edge technology from the fields of national infrastructure to housing.

In order to enhance the quality of life of global citizens, we will continue to not only build physical and external living environments, but also to form a living foundation where we can dream together with everyone.

## BUSINESS AREA







# Becoming a bridge between Korea and the world

## CIVIL WORKS

Civil works, which establish essential infrastructure throughout society such as roads, ports, bridges, railways and national land development, not only improve the standard of lives and social welfare, but also creates national and cultural symbols. With the solid foundation in the civil construction field and our advanced technology, we are determined to become the leader in the global market of infrastructure to connect Korean and the world.

### Highway & Road

PROJECT	VALUE(USD)	PERIOD	EMPLOYER
Construction of Express Highway Line 14 between Milyang and Ulsan (Section #3)	67,569,832	14.03~19.12	Korea Highway Corporation
Road Expansion and Paving between Angi and Anmak	8,345,300	13.09~16.11	Kyungbuk Andong-si
Construction of a Main Road in Hwasung Hyangnam District 2	35,891,166	12.12~15.12	Korea Land Corporation
Expansion and Paving of a Regional Road #461 between Bong-oh and Papo	9,167,529	12.07~15.07	Gangwondo
Expansion and Paving of a Regional Road between Seongyeon and Wunsan	26,176,479	10.01~15.10	Chungnam General Construction Office
Construction of Express Highway Line 30 from Sangju and Youngduk (Section 17~2)	20,348,579	09.12~15.10	Korea Highway Corporation
Express Highway Line 30 from Daejeon to Dangjin (Section #3 Electric works)	4,775,556	08.08~09.10	Korea Expressway Corporation
4-Lane Road Expansion and Paving between Haeinsa IC and Gaya	18,669,826	07.10~12.10	Gyeongsangnamdo
Road Construction between Bonchon Industrial Estate and Namdo Art High School	9,452,351	05.11~08.05	Construction Management Office of Gwangju
Construction of Express Highway Line 27 between Jeonju and Gwangyang	75,755,640	05.03~12.03	Korea Highway Corporation
Construction of Express Highway Line 65 between Jumunjin and Sokcho	57,485,229	04.12~09.12	Korea Highway Corporation
Expansion and Paving of a District Road #4 between Nogok and Gumi	6,217,092	04.12~08.10	Kyunggi-do, Yunchun-gun
Expansion and Paving of a Regional Road between Ilro and Imseong	22,441,665	04.11~09.11	Jeonranamdo
Construction of Bypass Road between Wondang and Gwansan substituting a National road	44,260,395	04.11~09.10	Construction Management Office of Seoul
Road Construction between Jincheon IC and Geungwang	70,955,540	04.10~11.09	Construction Management Office of Daejeon
Expansion and paving of National Road between Chuncheon and Sinnam	26,970,971	04.08~09.12	Gangwondo
Road Construction between Bukmyeon and Yongdae	59,746,120	04.06~10.05	Construction Management Office of Wonju
Construction of Bypass Road between Taeon and Yeongtong	47,228,382	03.11~09.06	Korea National Housing Corporation
Expansion of National Road between Pyeonghae and Giseong	51,234,764	03.09~09.06	Construction Management Office of Busan
Improvement of Deoksong Crossroads on National Road Line 42	14,778,260	03.05~08.04	Road Management of Jeongseon



PROJECT	VALUE(USD)	PERIOD	EMPLOYER
Yangnyungro (Yaksuro) Expansion Construction	26,613,889	01.12~04.11	Office of Infrastructure Management Seoul Metropolitan Government
Sinyang Detour Roadway Construction and Pavement	21,726,667	01.05~04.12	Daejeon Regional Construction and Management Administration
Roadway Transfer Construction to Daegok Dam	23,377,444	01.04~04.12	Korea Water Resources Corporation
Construction and Paving of Southern Hongseong Bypass Road	36,403,440	99.11~08.12	Construction Management Office of Daejeon
Construction of Interchange at Namtaeryeong Crossroad	11,040,545	99.05~03.10	Gwacheon City Government
Express Highway between Anseong and Pyeongta다 (Section 2)	47,686,482	97.12~02.12	Korea Highway Corporation
Road Improvement Construction between Moran and Yatap	42,081,111	96.12~01.09	Sungnam-si
Road Expansion and Paving between Gangjin and Jangheung	20,797,204	96.12~03.12	Construction Management Office of Iksan
Road Expansion and Paving between Boeun and Naebuk	75,756,302	96.12~11.03	Construction Management Office of Daejeon
Road Expansion and Paving between Jeungpyung and Goesan	8,953,307	96.12~04.12	Daejeon Regional Construction and Management Administration
Jungang Express Highway between Wonju and Hongcheon (Section 18)	108,987,159	96.09~01.08	Korea Highway Corporation
Road Expansion Construction between Gongeun and Sammachi	89,078,889	95.12~00.12	Wonju Regional Construction and Management Administration
Road Expansion and Paving between Jangseong and Dongjeom	12,787,918	95.12~99.04	Taebaek City Government
4-Lane Road Expansion and Paving between Pyeongeun and Yeongju	195,665,166	95.11~02.10	Construction Management Office of Busan
4-Lane Road Extension of Yongdong Expressway between Wonju and Kangnung (Section 5)	84,580,468	95.07~98.11	Korea Expressway Corporation
No. 4 Beltway in Daegu Metropolitan (Daegok Bridge - Sangin Housing Estate)	34,092,667	94.12~99.02	Daegu Metropolitan Government Office of Construction
4-lane Road Expansion and Paving between Hanam and Milyang	68,788,196	94.12~00.12	Construction Management Office of Busan

PROJECT	VALUE(USD)	PERIOD	EMPLOYER
Road Expansion of Gwanak Roadway	1,313,500	94.09~96.11	Gwanak-gu, Seoul
Trunk Road of Gangsan District in Nonsan	509,435	94.09~95.06	Korea Land & Housing Corporation
Road Construction between Mia4-Dong and Beon-Dong Rental Apartment	1,392,470	94.02~95.06	Dobong-gu, Seoul
Express Highway Construction for West Coastal Lane between Ansan and Anjung	53,978,893	93.12~96.12	Korea Expressway Corporation
Road Expansion and Paving between Gurye and Sandong	25,525,009	93.12~98.12	Construction Management Office of Iri
4-Lane Road Expansion and Paving between Seongju and Seonnam	19,963,618	93.12~98.12	Construction Management Office of Busan
Road Expansion and Paving between City Boundaries of Banwol and Suwon Sigye	454,000,000	93.12~99.06	Seoul Regional Land Management Administration
Road Expansion and Paving between Gwacheon and Umyeonsan	35,448,336	93.09~97.12	Gyeonggido
Expansion of the Namhansanseong Circular road	12,686,834	92.04~92.12	Gyeonggido
Road Expansion and Pavement between Jukheon and Jumunjin	19,627,817	91.07~95.12	Wonju Regional Construction and Management Administration
Road Construction around Bundang New town	18,614,444	90.08~92.04	Korea Land Corporation
Toll Expressway between Euiwang and Gwacheon (Section 3)	13,965,851	90.05~92.11	Gyeonggido
Expansion of Entrance for Gyeongin Express Highway	10,869,179	90.05~93.06	Seoul Metropolitan Government
Road Improvement and Paving between Yeoryang and Imgye	18,451,736	89.12~93.12	Construction Management Office of Wonju
Second City Express Highway Construction in Busan (Section 2)	10,760,773	88.08~93.01	Busan City Governmnet
Paving Work for Gwacheon Bypass Road	9,757,209	83.10~85.04	Construction Management Office of Seoul
Road Improvement for Roadway between Nokdong and Goheung	6,197,727	78.07~80.08	Jeonranam-do

Railway & Subway

PROJECT	VALUE(USD)	PERIOD	EMPLOYER
Roadbed Construction for Railway between Wonju and Gangneung (Section 8)	141,457,273	12.06~16.03	Korea Rail Network Authority

PROJECT	VALUE(USD)	PERIOD	EMPLOYER
Elevator & Amenities for 6 Stations of Subway Line 5	4,594,992	10.04~11.10	Seoul Metropolitan Rapid Transit Corporation
Improvement and Transference of Gateway & Ventilaling Opening for Subway Line 7	3,845,444	09.01~10.07	Seoul Metropolitan Rapid Transit Corporation
Dokso-Wonju Rail Road and Substation, etc.	17,497,095	09.01~10.07	Korea Rail Network Authority
Finishing Work of Gaepo 1 Station	9,639,589	03.04~04.08	Korea Railroad
Suchung & Habook Station of 2 Double Track Rail Lines between Suwon and Cheonan	1,352,684	02.11~06.08	Korea Rail Network Authority
Gwangan Station of Subway Line 2 in Busan (Phase 2)	5,095,020	00.05~01.01	Busan Transportation Corporation
Geumryun Mountain Station of Subway Line 2 in Busan (Phase 2)	4,730,008	00.05~01.07	Busan Transportation Corporation
Incheon Station (Block 1~5) of Metro Line 1 (Galsan Station)	1,721,283	97.12~99.09	Incheon Metropolitan Government Office of Subway Construction
Railway Roadbed Construction of Gyeongbuseon Quadruple Lines between Suwon and Cheonan (Section 1)	19,398,721	96.09~05.03	Korea Railroad
Railway Roadbed Construction of Gyeongbuseon Quadruple Lines between Suwon and Cheonan (Section 3)	149,037,676	96.09~08.06	Korea Railroad
Roadbed Work of Seoul-Busan Express Railway	198,693,333	96.04~01.12	Korea Train Express
Busan Subway Line 2 (Phase 2, Block 228)	70,827,093	95.09~01.09	Busan Transportation Corporation
Repairing Work for Dongdaemun Stadium in Subway Line 4 and Line 5 (Block 5-26)	8,978,754	94.12~97.02	Seoul Subway Construction
Railway Roadbed Work of Bundangseon Double Lines between Wangsipri and Bundang (Block 4)	78,846,837	94.07~03.06	Korea Railroad
Civil Work for Incheon City Subway Line 1 Block 1-5	20,898,432	93.12~99.12	Incheon Subway construction
Moran Station of Bundang Double Track Rail Lines	471,250	92.12~93.12	KORAIL
Finish Work for Byeoryang Station of Gwacheon Double Track Rail Lines	2,925,742	92.08~93.12	KORAIL
Finish Work for Indeogwon Station of Gwacheon Double Track Rail Lines	3,013,583	92.07~94.03	KORAIL
Subway Construction for Line No. 8 (Block 8-10)	35,020,045	91.07~97.02	Seoul Metropolian Government Office of Subway Corporation
Subway Construction for Line No. 7 (Block 7-5)	29,333,763	90.12~96.11	Seoul Subway Construction
Subway Construction for Line 5 (Block 5-26)	45,295,331	90.12~97.02	Seoul Subway Construction
Civil Works of Busan Subway Line 4 (Block 4-8)	23,247,155	90.08~94.03	Busan city Government

PROJECT	VALUE(USD)	PERIOD	EMPLOYER
Roadbed Construction of Bundang Double Lines between Wangsimni and Bundang (Block 11)	39,581,244	90.03~94.08	KORAIL
Extension of Subway Line 3 (Block 3-3)	12,996,616	89.12~93.11	Seoul Subway Construction
Roadbed Work of Gwacheon Double Lines (Block 3)	36,090,790	89.12~93.12	Korea Railroad
Roadbed Work of Gwacheon Double Lines (Block 6)	25,525,125	89.12~93.12	Korea Railroad
Roadbed Improvement of Jeonra Railway (Block 10)	46,287,390	89.08~01.07	Korea Railroad
Civil Works of Busan Subway Line 1 (Block 2-1)	13,708,234	83.07~87.11	Busan Subway Construction
Civil Works of Busan Subway Line 1 (Block 2-9)	12,335,336	83.07~87.12	Busan Subway Construction
Facilities Construction for Subway Line 4 (Block 414)	20,972,877	81.09~86.02	Seoul Subway Construction
Structured Work for Subway Line 4 (Block 6-1)	17,851,190	80.12~83.11	Seoul Subway Construction
Facilities Construction for Subway Line 3 (Block 331)	9,209,729	80.07~85.12	Seoul Subway Construction

Bridge & Tunnel

PROJECT	VALUE(USD)	PERIOD	EMPLOYER
Keumkang 4th Bridge for Multifunctional Administrative City	103,396,548	11.10~15.12	Korea Land & Housing Corporation
Gaya Bridge	4,554,220	09.10~11.04	Gyeongsangnam-do
Construction of Special Structures and Stream Formation Work for Multifunctional Administrative City (Zone 1)	86,167,785	09.06~14.06	Korea Land & Housing Corporation
Imseong Bridge	2,244,713	07.11~08.11	Jeonranamdo
Sambong Grand Bridge	22,056,513	07.10~08.03	Construction Managemenet Office of Daejeon
Jangyo Grand Bridge	21,944,444	07.09~11.02	Korea Highway Corporation
Hyeonnam Tunnel	19,104,406	06.12~11.01	Korea Expressway Corporation
Wolsong Bugae Tunnel	2,302,170	06.06~07.09	Construction Managemenet Office of Busan
Yongdae Tunnel	10,311,303	06.06~09.05	Construction Managemenet Office of Wonju
Yongbang Tunnel	20,883,234	06.03~09.08	Korea Highway Corporation
Cheongdae Grand Bridge	13,825,670	05.11~08.04	Construction Managemenet Office of seoul

PROJECT	VALUE(USD)	PERIOD	EMPLOYER
Manpo Underpass	22,817,195	05.11~08.02	Korea National HousingCorporation
Sinnam Bridge	5,479,885	05.09~07.12	Gangwondo
Yongjeong Grand Bridge	12,636,727	05.09~09.02	Korea Highway Corporation
Pyeonghae Grand Bridge	9,631,886	04.12~07.06	Construction Managemenet Office of Busan
Habook Underpass	5,587,678	04.09~06.12	Korea Railroad
Flood Damage Restoration Works at Homyeong Bridge	6,604,426	04.05~05.12	Pyeongchanggun
Osang River Grand Bridge	34,094,787	03.09~07.06	Korea Railroad
Sacheon Grand Bridge	79,830,218	02.03~06.05	Construction Managemenet Office of Busan
Kuksabong Tunnel	6,322,140	01.12~03.06	Office of Infrastructure Management Seoul Metropolitan Government
Daegokdam Bridge	5,267,444	01.04~04.06	Korea Water Resources Corporation
Sacheon Tunnel	4,057,031	00.03~02.05	Construction Managemenet Office of Busan
Sapgyo River Bridge	4,815,721	00.02~04.06	Construction Managemenet Office of Daejeon
Pyengjang Grand Bridge	64,180,569	99.12~03.12	Construction Managemenet Office of Iksan
Bridge Construction connecting Seopo and Yonghyeon	109,743,321	99.03~07.05	Construction Managemenet Office of Busan
Jinwi River Grand Bridge	25,428,975	98.12~02.12	Korea Highway Corporation
Geumgul Grand Bridge	21,977,488	97.12~04.03	Construction Managemenet Office of Daejeon
Hoingseong Tunnel	5,929,433	97.09~00.08	Korea Highway Corporation
Oun Tunnel	37,081,290	97.05~01.02	Construction Managemenet Office of Busan
Geumgul Tunnel	44,561,611	97.05~01.02	Construction Managemenet Office of Daejeon

PROJECT	VALUE(USD)	PERIOD	EMPLOYER
Hoingseong Bridge	5,733,061	97.02~00.02	Korea Highway Corporation
Improvement Work of Gwangbok Bridge	2,553,014	96.08~98.02	Office of Infrastructure Management Seoul Metropolitan Government
Sangchon Goga Bridge	24,005,463	96.07~00.02	Korea Train Express
Chodang&Changbong Bridge in Sammachi	4,828,887	96.07~99.12	Wonju RegionalConstruction and Management Administration
Hwasin 5th Tunnel	131,793,333	96.04~01.07	Korea Train Express
Munjeong Grand Bridge	33,190,968	96.01~99.06	Construction Managemenet Office of Busan
Sammachi Tunnel	23,673,470	95.12~00.08	Wonju RegionalConstruction and Management Administration
Gaheng Bridge	6,842,817	95.12~98.05	Youngju-si
Kyeongsan Bridge	7,512,500	95.12~96.12	Construction Managemenet Office of Busan
Busan Subway Line 2 Tunnel	6,675,270	95.09~01.02	Busan Transportation Corporation
Youngjin Bridge	3,924,580	95.08~97.12	Gangreung-si
Steel Bridge Construction of Ganggyeong Bypass Road	1,892,449	95.03~96.04	Dusan Construction Co.
Gurye Bridge	6,999,744	94.12~96.12	Construction Managemenet Office of Iri
Okcheon Bridge	6,529,889	94.09~97.06	Gangreung-si
Sinri Tunnel	8,653,306	94.08~96.12	Korea Railroad
Tunnel in Namhansngseong	3,890,934	94.07~95.12	Gyeonggido
West Coast Highway Bridges between Ansan and Anjung	15,561,200	93.12~96.12	Korea Expressway Corporation
Yongdu Bridge	11,669,375	93.08~97.07	Korea Railroad
Seoul Subway Line 8 Section #10 Tunnel	2,137,500	91.07~95.02	Seoul Subway Construction
Jumunjin Bridge between Jukheon and Jumunjin	3,677,300	91.07~94.09	Wonju Regional Construction and Management Administration
Seoul Subway Line 7 Section #5 Tunnel	15,333,760	90.12~95.11	Seoul Subway Construction
Seoul-Bundang Line Section #11 Tunnel	16,111,200	90.03~94.08	Korail

PROJECT	VALUE(USD)	PERIOD	EMPLOYER
Yangpyeong Bridge	13,245,754	88.12~91.08	Seoul Metropolitan Government

Water Supply & Drainage system

PROJECT	VALUE(USD)	PERIOD	EMPLOYER
Integration Work of Sewage Division Pipelines for Sewer Drainage of Hagye-dong (Area 1)	5,700,889	14.05~17.12	Nowon-gu
Additional Construction of the Sewer Collective Pipeline in Wirye New City	8,652,550	13.11~15.06	Seoul-si
Integration Work of Sewage Diversion Pipeleines for Sewer Drainage of Suyou (2nd Phase - Area 1)	8,683,900	11.06~15.05	Seoul Kangbuk Ward Office
Integration Work of Sewage Diversion Pipeleines for Sewer Drainage of Suyou (2nd Phase - Area 3)	8,654,545	11.06~15.05	Seoul Kangbuk Ward Office
Site Development of Ecological Waterway at Gwangyang East Stream	3,533,342	10.07~12.12	Gwangju Regional Public Procurement Service
Extension of Rainwater Pumping Station Section 1 in Mangwon	2,307,809	09.12~10.11	Seoul-si Mapo-gu
Suyoo 2nd Drainage(sewage) Pipeline Repairment (Section B)	3,858,412	09.04~10.11	Seoul Kangbuk Ward Office
Maintenance of Sewage Facility between Bangi station and Olympic station	3,910,770	05.04~06.03	Songpa-gu, Seoul
Water Intake Source Development between Gwangju and Yongin (Block 1)	2,739,882	98.04~01.04	Gwangju City Government
Water Supply Facility Extension Works in Gwangju	5,331,039	98.04~99.12	Gwangju City Government
Water Intake Source Development between Gwangju and Yongin (Block 2)	5,871,221	98.04~99.06	Gwangju City Government
Water Supply Facility Improvement Works between Chowol and Silchon,Dochuk	2,098,125	97.12~99.10	Gwangju City Government
Water Pipe Construction between Suyoung Lotary and Daeyun-dong (Block 228)	588,865	96.09~98.12	Busan Water Supply Centre
Water supply facility extension works in Gwangju (including Opo district)	12,271,448	96.12~99.05	Gwangju City Government
Ilsan Sewage Disposal Plant 2 Steps Facilities Construction	41,187,472	96.03~99.04	Goyang-si
Water Supply Facilities of Capital Metropolitan Area (Phase 5)	57,005,506	95.07~99.02	Korea Water Resources Corporation
Geumgang River Napojae Repair Construction	5,033,333	95.05~98.05	Iksan Regional Construction and Management Administration

PROJECT	VALUE(USD)	PERIOD	EMPLOYER
Agricultural Water Supply Development at Seongju District	41,396,192	93.06~06.01	Seongju Farmland Improvement Union
Water Supply Facility Extension Works at Gyeongan in Gwangju	4,556,438	89.07~92.09	Gwangju-gun
Water Supply Facility Extension Works at Sinjang in Dongbu	3,178,154	86.12~88.12	Gwangju-gun
Sanitary and Heating Works for Outdoor Water Supply Facility in Incheon	1,561,201	86.02~87.06	Korea Housing Corporation
Water Supply Facility Extension Works in Incheon	2,966,038	84.10~86.12	Incheon City Government
Feed Water Plumbing at Gaepo Apartment (Block 3)	317,220	83.02~83.10	Korea Housing Corporation
Feed Water Plumbing at Gaepo Apartment (Block 1)	552,376	83.02~83.11	Korea Housing Corporation
Water Supply Facility Supplementation Works in Sabuk	597,743	82.09~83.04	Gangwon-do, Jungsun-gun
Water Supply Facility Expansion (Block1) in Nakdong River	3,158,800	82.07~84.07	Daegu-si
Busan Water Supply Facility 5th Construction of Water-conveyance equipment	1,045,881	81.12~82.06	Busan-si
Booster Station Facility Works at Woomyun Mountain	1,541,257	80.12~81.10	Seoul Waterworks Bureau
Water Supply Facility Construction in Sinjang	1,743,080	81.07~84.10	Kyunggi, Gwangju-gun
Agricultural Water development at the altering zone	6,692,438	77.10~82.11	Giho Farmland Improvement Union
Water Purification Facilities Pipe Construction of Water Supply Extension Projects in Suwon City	2,308,442	77.09~81.11	Suwon City Government

Site Development

PROJECT	VALUE(USD)	PERIOD	EMPLOYER
Land Development for Housing Complex of Osan Segyo (Sector 2), including Underground Pipelines for Optical Fiber Cable	17,011,518	13.11~18.11	Korea Land & Housing Corporation
Myeongji District Development for Busan, Jinhae Free Economic Zones (Block 4)	12,195,130	10.05~15.12	Korea Land & Housing Corporation
Chungbuk Jinchun/Eumsung Innovation City Land Development for Block 4	77,005,455	09.11~15.06	Korea Land & Housing Corporation
Land Development for Kimcheon Innovation City	12,565,814	08.04~11.01	Gyeongsangbuk-do Development Cooperation
Land Development for National Rental House Complex in Hyocheon(2), Kwangju City	48,477,482	08.02~10.11	Korea National Housing Corporation



PROJECT	VALUE(USD)	PERIOD	EMPLOYER
Formation Project Related to National Industrial Estate in Yeosu	26,300,321	04.07~10.10	Development Plan Office of national industrial estate
Electric Power Distribution Line Installation at Nonhyeon Building Site Development District Block1	7,266,239	04.01~07.12	KEPCO
Incheon Nonhyeon(2) Building Site Development Phase1	62,840,207	03.04~07.10	Korea National Housing Corporation
Busan new harbor North Container Terminal rear site construction	98,056,167	01.09~13.10	Busan Metropolitan Corporation
Building Site Formation at Samgye District in Masan	9,539,063	95.05~97.09	Gyeongnam Public Development
Suwon Yongtong Housing Site Development Project 1 Section of Works	25,190,000	94.06~97.08	Korea Land Corporation
Dongducheon Public Stadium Construction	11,537,614	93.11~01.07	Dongducheon Municipality
Sungnam Bundang District Housing Site Development Project	18,744,889	91.09~93.12	Korea Land Corporation
Hanbo Enterprises Lead Pipe Industrial Estate Construction Foundation Drive	27,872,610	90.12~95.03	Hanbo Steel Co.
Foreshore Reclamation to Form a Site for Lead Pipe Industrial Estate in Asan Bay	300,206,030	90.12~95.03	Maritime and Port Authority of Incheon
Anyang Pyungchon Housing Site Development Project Construction	13,078,889	89.12~92.11	Korea Land Corporation
Covering Work for Sinjeong 1st Water Reservoir	20,619,482	89.12~92.12	Public Procurement Service
The Skiing Slope and Subsidiary Facilities	4,777,778	88.08~89.09	Namju Tourism Development
Building Site Formation at Chungui District in Chungju	4,115,252	86.12~88.08	Korea Land Corporation
Anyangcheon Consolidating Works	4,381,240	86.07~89.12	Seoul Metropolitan Government
New Downtown Formation Civil Block1 at Mokdong	64,099,574	83.11~89.12	Seoul Metropolitan Government
Road Construction and Building Site Formation at District7	7,436,084	82.08~85.12	Anyang City Government
Construction of Subsidiary Facilities in Gwachun	1,730,859	80.12~81.10	Yongin City
Ground Formation at Daechi	30,903,016	80.06~82.12	Hanbo Trade Co.

Other Works

PROJECT	VALUE(USD)	PERIOD	EMPLOYER
Installation of Platform Facilities for Magok Station of Subway Line No. 5	8,357,252	14.02~16.01	Seoul City Rail Corp.
Ecology Restoration Work for Oncheon River covered with Concrete	16,411,950	12.04~14.12	Asan City Government

PROJECT	VALUE(USD)	PERIOD	EMPLOYER
Dike Enhancement for Reservoir in Hamdong District	20,258,297	12.02~13.12	Rural Development Administration Authority
Installation of Boundary Facilities on Breakwater to improve Calmness of Gamcheon Port in Busan	98,217,273	11.03~13.12	Busan Maritime & Port Office
Installation Work of 10-Magnetic Measurement/Treatment Wharf Facilities	37,698,288	10.12~13.04	Central Naval Accounting Corps
Restoration Work for River Ecology for Dong Cheon in Gwangyang	9,671,591	10.07~15.12	Gwangyang-si
Elevating the Embankment of Wonchang Disctrict Agricultural Water Reservoir	17,182,519	09.12~13.04	Korea Rural Community Corporation
Project “Saving Nakdong River” Zone 18 (Changnyung 2, Haman District 1)	263,556,363	09.10~12.06	Korea Water Resources Corporation
Improvement and Shifting Construction of the Ventilation Opening at the Entrance of Childrens Grand Park Station (Line 7)	3,146,273	09.01~10.07	Seoul Metropolitan Rapid Transit Corporation
Han river Bicycle path Establishment & Mt. Nam Project	6,096,809	08.10~09.06	Iksan Rogional Construction and Management Administration
Installation of Platform Facilities for 3 Stations including Mapo Station (Line 5)	2,112,413	08.08~08.12	Seoul Metropolitan Rapid Transit Corporation
Mankyung River Flood Control Project Gochukje Downstream Repair Works(5th)	11,028,847	05.05~09.04	Iksan Regional Construction and Management Administration
Construction of Mulyangjang at Jinhae Harbor	18,404,350	03.11~09.11	Public Procurement Service
Sokcho harbor wharf for tourist ship construction	14,647,164	00.11~02.12	Donghae Regional Maritime Affairs & Fisheries Office
Kimhae International Airport 2 Steps Extension	12,579,414	00.09~05.02	Busan Rogimal Aviation Administration
Gwanmun Stadium	10,169,286	99.05~01.08	Gwacheon City Government
Building Wharfs at Nokdong	3,308,458	96.05~02.04	Maritime and port Authority of Yeosu
The Small Stream Opening Construction (Gongdan Bidge-Sagimakgol)	18,906,578	96.03~98.06	Sungnam-si
Construction of the Second Stage of Ilsan Sewage Disposal Facility	33,698,841	96.03~99.04	Goyang-si
Dandaecheon Stream Opening Construction	21,102,667	96.02~98.08	Sungnam-si
Construction of facilities 945951 at Poseung district of the Navy	34,287,274	94.12~99.09	Ministry of National Defense



PROJECT	VALUE(USD)	PERIOD	EMPLOYER
Construction of Chunan Sangrok Rest Stop	46,648,816	92.12~98.05	Government Employees Pension Services
Construction of facilities 7951-92-18,7951-93-18 (at Gangreung Airpot)	13,911,308	92.12~94.06	Finance Accounting Corps of the Airforce
Construction of facilities 923053(at Eumseong helicopter Airport)	17,390,925	92.01~93.12	Defense Procurement Agency
Construction of facilities 923401	4,704,845	92.04~93.07	Defense Procurement Agency
Reinforcement work of 90-00	8,710,922	90.11~93.12	Finance Accounting Corps of the Navy
Framework and Engineering Works of Bucheon Full Gospel Church	2,428,571	90.04~91.07	Bucheon Full Gospel Church
Eco-stream project in Chungju district	2,390,616	90.02~13.02	Consruction Management Office of Daejeon
Cover Works of Sinjung Reservoir #1	20,018,571	89.12~92.12	Public Procurement Service
Building wharfs at Asan Harbor in Pyeongtaek	71,005,003	89.07~93.06	Maritime and port Authority of Incheon
Construction of the company building of Kukmin Ilbo Newspaper	950,000	88.10~89.08	Full Gospel Church
Construction of Ski Slope Facilities and its Additional Facilities	6,142,857	88.08~89.09	Namju Tourism Development
Construction of Facilities 1039	1,536,004	88.05~88.12	Korean Army Finance & Accounting Corps
Repair Works of Anyang Stream (Zone 1)	5,391,429	86.07~89.12	Seoul Construction Headquarters
Construction of Facilities (at Sacheon Airpot)	21,651,854	86.06~88.12	Airforce 6972
Gamcheon Port Reclamation	5,165,243	85.09~87.12	Maritime and port Authority of Busan
Construction of Facilities (at Cheongju Airpot)	16,475,575	85.06~86.12	Airforce 6972
Construction of Facilities 1012	1,214,334	85.04~85.11	Military 5397 Unit
Construction of Facilities 1022	1,862,213	84.03~84.12	Military 2162 Unit
Facility Works of Yangjae Water Reservoir	750,357	84.01~85.11	Gangjin Agricultural Improvement Cooperative
Construction of Facilities 83103	2,202,823	83.02~83.11	Defense Procurement Agency
Redevelopment Work of Arable Land in Pyeongtaek Jwagyong Region	1,635,687	82.11~83.05	Giho Agricultural Land Improvement Cooperative
Construction of Facilities 82144, 83113	1,521,124	82.07~83.01	Defense Procurement Agency
Engineering Works of Namseoul KUNYOUNG Apartment	1,478,571	81.08~82.09	KUNYOUNG
Engineering Works of Yaksu Mansion #2 in Sangdo-dong	529,286	80.10~81.06	KUNYOUNG

PROJECT	VALUE(USD)	PERIOD	EMPLOYER
Contstruction of dike at Tancheon for Yangjae water storage facility	6,657,675	80.04~81.05	Seoul Metropolitan Government
Industrial Base Development Works	885,273	77.12~80.10	Indutrial Base Development Corp.
Agricultural Water Development Project	4,627,343	77.01~82.11	Giho Agricultural Land Improvement Cooperative
Construction of Daecheon Harbor Breakwater	34,647	77.09~77.12	Port Administration
Construction of Wharf in Yeonpyeong Island	263,744	77.04~77.12	Ongjin-gun

● Yeongdong Highway



● Seoul-Busan Rapid-Transit Railway (KTX)



● Seoul Subway



● Jinwi River Bridge





Elevating our architecture to reach the global market

# ARCHITECTURE

The original meaning of the word “Architecture” is “high crafter” or “director of all works”. KUNYOUNG is leading Korean architectural culture and technology with the design that allows efficient use of space, perfect construction capabilities and cutting-edge construction methods. We will elevate the level of our architectural culture and technology to meet and exceed the expectations on the global level.

## Office Building

PROJECT	VALUE(USD)	PERIOD	EMPLOYER
Rural Development Administration Authoritys Head Office Building for Movement to District	220,976,500	11.07~15.03	Rural Development Administration Authority
LIG ADP Office Expansion Works	4,100,000	10.04~10.12	LIG ADP Co., Ltd.
Songdo Research Center of ACE Antenna	8,690,909	10.02~12.08	Ace Technology Co., Ltd.
Hapjeong-dong Office Building in Seoul	64,561,000	09.11~12.06	Aureum DNC Co., Ltd.
LIG Insurance Busan Office	55,592,222	09.01~11.01	LIG Insurance
Construction of Yongmun Station Building and Power Substation Buildings on the double track railway between Dukso and Wonju	14,315,805	09.01~10.07	Korea Rail Network Authority
Asan-si City Hall	10,670,975	94.12~97.05	Asan-si
Construction of Construction Center Building	38,482,889	94.12~97.09	National Laboratory of Construction
Construction of Gas Pipe Office in Gwangju	8,173,995	94.11~96.08	Korea Gas Corporation
Construction of Incheon Branch Office of Korea Electrical Safety Corporation	1,692,293	94.10~95.12	Korea Electrial Safety Corporation
Construction of Bucheon Branch of the Korea Development Bank	6,147,699	94.04~96.07	Korea Development Bank
Construction of Daehan Building at Bupyeong, Incheon	6,793,111	93.26~95.05	Kim Yoon Bong
Anyang Nonghyup Complex	6,160,000	93.05~95.03	Anyang Nonghyup
Daedong Bank Head office Building	34,946,407	93.03~97.03	Daedong Bank
Construction of Busan Branch Office of Korea Technology Credit Guarantee Fund	3,468,889	92.12~94.02	Korea Technology Credit Guarantee Fund
SK Telecom Busan Branch Office Building	30,118,900	92.12~96.04	Sk Telecom
Kasuwon Domido Building	5,294,667	92.01~93.03	Pyo Kwang Su
Samsung-dong Office Buidling	2,084,167	91.12~92.10	Jin Tae Ok
Gumi Samjin Building	14,632,933	91.06~93.08	SamJin
Golden Tower Building	3,725,333	91.04~92.11	Kim Young Gu
Sinsa-dong Building	2,064,700	91.02~92.04	Nam Dae Woo
Jangwon Building	16,377,778	90.11~93.05	ChuuWon Development
Ssangmun-dong building	3,171,667	90.10~91.11	Jung Ki Hyung
Dongeun Building	1,515,556	90.09~91.09	Lee Byung Chan
ChungJu BangJeok Building	5,095,444	90.06~92.04	ChungJu BangJeok
Consturction of Masan District Court Building	7,635,898	89.11~92.04	The Office of Court Administration
Sangye Company Building	2,285,556	89.09~90.09	Song Jae Gi and others
Seoul Office of Maxon Electronics	205,333	87.07~87.10	Maxon Electronics
Sangpyung Building	333,333	87.03~87.09	Sangpyung Trade



PROJECT	VALUE(USD)	PERIOD	EMPLOYER
Sinbong Building	255,556	87.02~87.09	Singbong Development
Nonghyup Singil-dong Branch Repair Works	66,429	86.09~86.10	National Agricultural Cooperative Federation Seoul Branch
Dongsin Building	1,225,284	86.09~87.12	Baek Gum Ae
Construction of the Seoul Post Office Building	6,748,759	86.08~88.04	Ministry of Communication
Computing Centre Repair Works	1,771,316	86.07~87.08	National Agricultural Cooperative Federation
Construction of Kyungsoo Investment Finance Company Building	2,046,786	86.03~87.03	Kyungsoo Investment Finance
Construction of Gangseo Telephone Office	3,051,090	85.11~87.11	KT Corporation
Construction of the Incheon City Hall	10,456,762	83.09~85.10	Incheon City Government
Construction of the Mokpo City Hall (Including Civil Works around the City Hall)	1,390,937	82.07~83.04	Mokpo City Government
Construction of the 2nd Suburban and Hyehwa Telephone Office	1,565,883	80.05~81.05	Communications Ministry
Construction of Samgwang Chemistry Laboratory	78,571	77.10~77.12	Samgwang Chemistry
Construction of Chungju Branch Government Office	173,187	77.10~79.04	Ministry of Justice
Construction of Office	157,143	77.08~77.12	Hanbee Trade
Construction of Yeosu Town Office	59,714	77.01~78.02	Yeosu-gun

Commercial Building

PROJECT	VALUE(USD)	PERIOD	EMPLOYER
Construction of Liga Square Officetel in Gangnam Station Area	25,753,000	10.07~12.08	Won Entertainment Co., Ltd.
Incheon Juan LIGA officetel	43,086,414	08.09~11.01	Daejeon Development
Daechidong EM PLAZA	12,998,889	08.06~10.02	R2M Development
Construction of Housing Gallery Cafeteria	20,108,364	96.06~97.03	Korea Housing Association
Construction of Small and Midium Enterprises Distributional Center	11,685,036	96.04~99.12	Small Business Corporation
Jamwon-dong Housing Showroom Complex	34,423,808	95.04~96.01	KUNYOUNG
Construction of Incheon Bus Terminal	89,650,400	94.11~97.11	Incheon Regional Terminal Corp.
Construction of Seungbo Gas Station of Hanbo Energy Co.	1,161,111	94.10~95.02	Hanbo Energy Co.
Daegu Housing Showroom	4,968,089	94.09~96.01	KUNYOUNG
Construction of the second KGMP factory of Sanga Medicine Co.	19,944,212	94.09~96.02	Sanga Medicine Co.

PROJECT	VALUE(USD)	PERIOD	EMPLOYER
Construction of the Hanbo Steel laboratory in Asan Bay	24,067,690	93.11~95.06	Hanbo Steel Co.
SungNam housing park Gallery	15,978,489	91.05~93.03	Korea Housing Association
Dogo Glory Hotel	27,840,889	90.03~91.08	Glory Development Company
Construction of Neighboring Convenience Facilities in Wonnam-dong	462,856	90.03~90.11	Jeon Mal Sun
Extension of the office building for Bupyeong fatory of Goryeo System Co.	3,951,005	90.02~91.09	Goryeo System Co.
Extension of factories in Seonghwan of Samjin Aluminium Co.	3,194,144	89.11~91.01	Samjin Aluminium Co.
Junggyae Omni Plaza (Electric works)	9,532,469	89.06~90.12	Glory Leisure
KUNYOUNG Omni Department Store Arcade	73,888,889	89.03~91.05	KUNYOUNG Retail
Contruction of KUNYOUNG Omni Department Store Building	45,820,147	89.02~90.12	KUNYOUNG Retail
KUNYOUNG Omni Department Store(Electric works)	6,931,369	89.02~90.12	KUNYOUNG Retail
Construction of Sewoo Corp. in Namhyun-dong	2,855,611	88.10~89.10	Sewoo Corp.
Socksho Central Market	4,862,127	88.06~89.10	Sokcho Central Market
Construction of Coal Yard and Etc.	3,298,987	88.06~89.05	Hanbo Steel Co.
Jidong Market Shopping Center	1,935,662	86.04~87.11	Jidong Market
Busan Haeundae Glory Condominium	8,500,000	82.11~84.04	Glory Leisure
Korea Food Industry Association	501,857	84.11~85.05	Korea Food Industry Association
Construction of Seocho Shopping Arcade Building	115,714	84.11~85.08	KUNYOUNG
Construction of Yulam Building	1,894,907	84.06~85.04	Yulam Industry Co., Ltd.
Construction of Seocho Branch of Korea Travel Bureau	651,829	84.04~84.11	Korea Travel Bureau inc
Construction of Daegu Permanent Exhibition Hall	78,571	82.12~82.12	Glory Leisure
Construction of Busan Permanent Exhibition Hall	54,286	82.12~82.12	Glory Leisure
Construction of Seoul Permanent Exhibition Hall	290,714	82.12~82.12	Glory Leisure
Construction of Seoul Shopping Arcade Building	62,857	82.11~83.05	Seoul Arcade
Construction of Busan Haeundae Glory Condominium	10,928,571	82.11~84.04	Glory Leisure
Construction of Gil-dong Public Bathhouse and Store	590,857	81.01~81.10	Huh In Bu
Construction of Pohang Tourism Hotel	657,143	74.05~75.03	Pohang Tourism Hotel
Construction of Seo Daegu Market	500,000	70.09~71.08	Gwangjin Joint Venture



Education & Medical Facilities

PROJECT	VALUE(USD)	PERIOD	EMPLOYER
Shifting Construction of Muan Highschool	15,730,897	13.06~14.12	Junnam Office of Education
Construction of School Building for Junggwan 3 Elementary School	8,569,636	12.12~14.02	Busan Metropolitan Office of Education
Renovation of the Future Hall for Sungsil University	2,055,455	12.05~12.11	Soongsil University
Extension and Construction of Dormitory and Sararim	8,360,000	10.10~11.12	Dongguk University (Kyeongju)
LIG NEX1 R&D Center	85,354,000	09.04~11.09	LIG NEX1
Sachoen LIG Insurance Insitute(Electric works)	13,041,111	08.06~10.10	LIG Insurance
Yanggi LG Fashion in-service training Institute Remodeling Extension Work	4,358,889	08.01~08.06	LG Fashion
Choongbuk University No. 4 Building	5,978,879	05.05~07.05	Choongbuk University
Seoul Topdong Elementary School West-building	3,580,047	02.01~03.01	Seoul Metropolitan Office of Education
Forestry Ecology Specimen Building	3,705,911	00.11~03.06	The National Office of foreatry
Seoul Topdong elementary school Teacher Building	5,949,482	00.08~03.12	Seoul Nambu District Office of Education
Extension of the Experiment and Test Wing of Yeongdong College	4,382,848	96.10~97.09	Hanbo Educational Foundation
Jukrul Elementary School Building and Facilities	2,672,209	96.06~97.05	Ansan Office of Education
Extension of the Students Hall and Gymnasium of Yeongdong College	8,416,161	95.04~96.10	Hanbo Educational Foundation
Seoul National Univ. Hosipital Parking Lot	9,333,168	93.12~94.11	Seoul national Univ. Hospital
Extension of Yeongdong College	2,671,233	92.05~92.12	Hanbo Educational Foundation
The 3rd Laboratory Building Construction	2,181,778	91.06~92.06	Korea Ocean Reserch & Development Institute
Extension of Yeongdong College	1,915,237	90.08~91.07	Hanbo Educational Foundation
Extension of Korea Christian College	1,142,857	90.03~91.04	Full Gospel Church
Seoul National Univ. Hosipital, Dental Clinic Building	7,932,024	89.12~93.05	Seoul national Univ. Hospital
Hongik Univ. Auditorium Structure Modification Works	107,143	89.08~89.09	Hongik Univ.
Additonal Works in the Engine Room in Nammun Dormitory at Hongik Univ.	52,857	89.06~89.07	Hongik Univ.
Interior Works of the Exhibition Hall on the 8th Floor of the Liberal Arts Building at Hongik Univ.	20,286	89.01~89.02	Hongik Univ.
Construction of the Municipal Boramae Hospital	28,493,257	88.12~96.10	Seoul Metropolitan Government
Hongik Univ. Dormitory	2,044,444	88.08~89.06	Hongik Univ.

PROJECT	VALUE(USD)	PERIOD	EMPLOYER
Construction of the Dental College and Attached Hospital of Kyunghee Univ.	1,162,857	87.12~89.06	Kyunghee Univ.
Nonghyup Computer Center Extension & Improvement Work	1,377,690	86.07~87.08	Nonghyup
Construction of Dongil Clinic	350,000	87.06~87.11	Dongil Clinic
Construction of Student Union Building of Mokdong District	2,881,590	86.12~88.10	Seoul Construction Headquarters
Extension of Gangreung College of Nursing	1,480,941	86.06~87.01	Hanbo Educational Foundation
Extension of Bangi Middle School Building	726,486	85.05~86.10	Gangnam District Office of Education
Extension of Misung Middle School (Second Construction)	74,286	85.05~86.10	Dongjak District Office of Education
Extension of Misung Middle School (First Construction)	21,714	84.04~84.09	Dongjak District Office of Education
Construction of Misung Middle School	832,857	83.09~84.04	Seoul Education Committee
Extension of Bando Hospital in Jinju	1,168,536	82.05~8304	Bando Hospital
Construction of Gymnasium of Sunmyung Girls Commercial Highschool	585,000	82.02~82.09	Jinju Sunmyung Girls Commercial Highschool
Construction of Icheon Agricultural Highschool Building	51,929	77.05~77.12	Kyunggi-do Education Committee
Construction of Andong Agricultural Highschool Building	81,473	76.05~76.12	Kyungsangbuk-do Education Committee

Culture Facilities

PROJECT	VALUE(USD)	PERIOD	EMPLOYER
Construction of Yeongseong Training Centre	5,745,455	11.12~12.11	Roman Catholic Diocese of Incheon
Construction of Dongchun-dong Catholic Church	5,700,000	10.07~11.11	Roman Catholic Diocese of Incheon
Gwangjin Welfare Facilities	3,838,391	09.03~10.05	Gwangjin Ward Office
Basement Car park Facilities in Seoul Olympic National Art Gallery	2,834,788	02.12~03.08	KSPO
External Art Gallery of Seoul National Olympic Museum	12,518,956	00.10~04.01	KSPO
Incheon Intergrated Terminal	89,650,400	94.11~97.11	Incheon International Airport Corporation
SBS Tanhyon Drama Studio	32,091,889	94.03~95.11	SBS
Construction of Buddhism Broadcasting Studio	537,778	93.08~95.01	Buddhism TV
Construction of Sangrok Resort in Cheonan	65,085,868	92.12~98.05	GEPCO

PROJECT	VALUE(USD)		
SoonBokum Bucheon Church	4,055,556	91.12~93.12	Soonbokum Bucheon Church
Masan District Court Building	7,635,898	89.11~92.04	Supreme Court of Korea
Soonbokum Missionary House	2,729,778	89.02~90.03	Soonbokum Church
Consutrcution of the Main Stadium in Mokdong District	7,292,845	87.12~89.10	Seoul Metropolitan Government
KBS Kunsan Broadcasting Station building	2,834,046	87.11~89.07	KBS
Tongdo Temple Missionary house building	2,631,444	87.11~89.09	Tongdo Temple
Jamsil Church	1,786,906	87.08~89.07	The General Assembly of Presbyterian Church
Construction of Korea Media Centre	754,286	86.05~87.01	Korea Media
Construction of a Sanatorium in Suando	2,078,552	79.12~81.05	KEPCO
Installation of Rotary Press for Munhwa Broadcasting Corp. Kyunghyang Daily News	8,499	76.03~76.07	Munhwa Broadcasting Corp. Kyunghyang Daily News

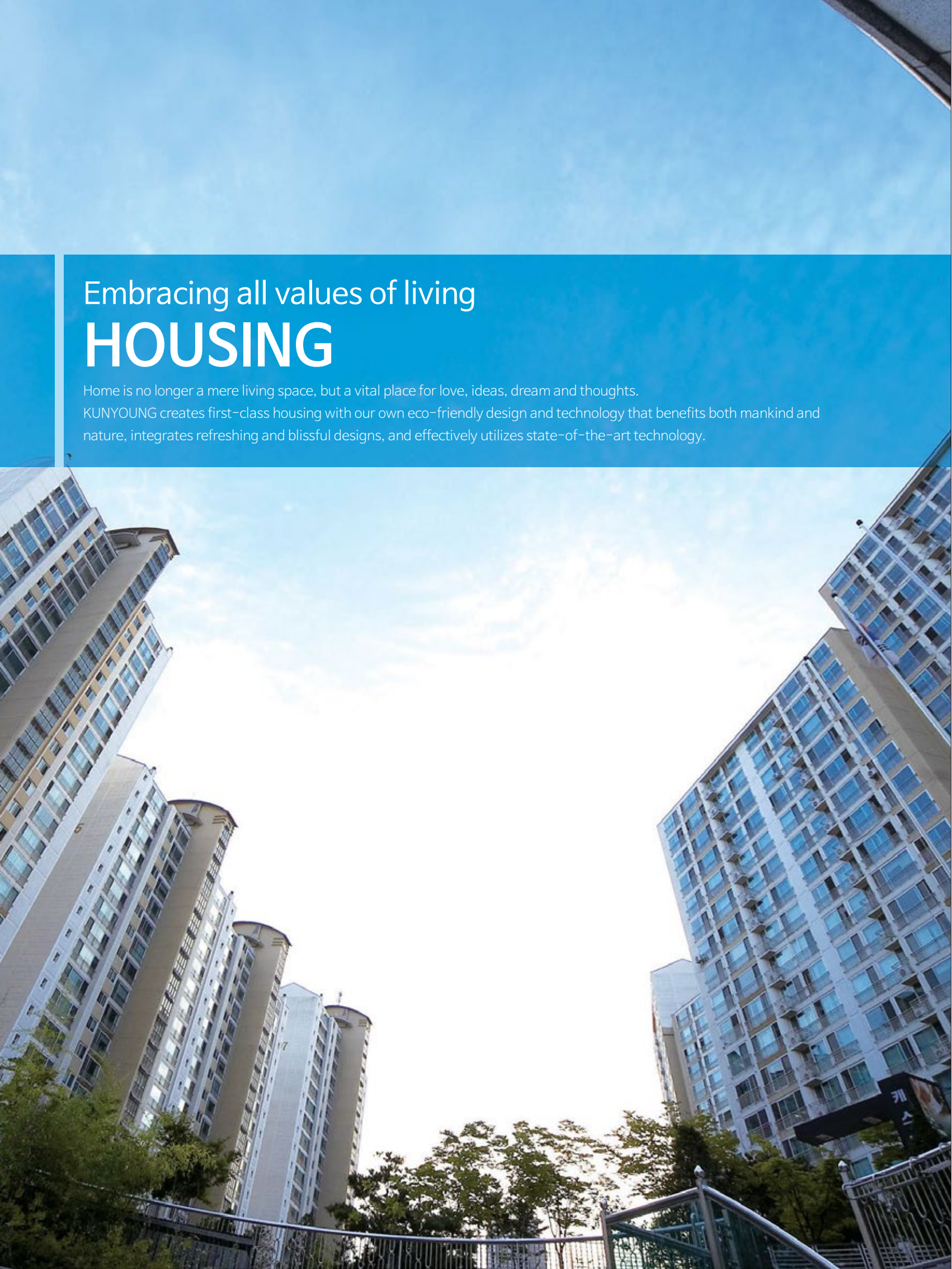
Other Works

PROJECT	VALUE(USD)	PERIOD	EMPLOYER
〇〇District Facilities	17,385,616	10.06~12.01	Air Force Finance Corps
Gumi P-magazine in No.2 Factory	1,875,556	08.10~08.11	LIG Next1
Gumi No.1 Radar Laboratory system	2,312,222	08.10~09.02	LIG Next1
Installation of Wall Panel at the Exterior Stairway of the Anechoic Chamber Building	33,333	07.10~07.11	LIG Next1
Facility Reinforcement Work of 〇〇District	60,000	07.10~07.11	LIG Next1
Construction of LPG Station at Himang Gas Station	78,571	07.09~08.01	Huseco Co., Ltd.
Admission passage to Gumi No.2 Factory	2,175,556	07.05~07.10	LIG Next1
Gumi Factory Shifting	22,162,222	07.03~08.06	LIG Next1
Busan Subway 2steps 2line Keumreonsan station	6,306,677	00.05~01.07	Busan Transportation Corporation
Busan Subway 2steps 2line Kwangan station	6,793,360	00.05~01.10	Busan Transportation Corporation
Gyeongju Telephone Office (Electric Works)	1,302,779	99.03~01.09	KT Corpornation
KUNYOUNG Jungkang Factory	2,632,667	95.11~96.02	KUNYOUNG Jungkang
Seoul Metro Subway 7-5 interval Station (connection) work	4,464,481	94.07~96.11	Seoul Metro
Seoul Metro Subway8-10 interval Station (Moran St) work	5,247,484	93.12~97.02	Seoul Metro
90-055 Equipment work	2,811,111	90.03~91.06	Republic of Korea Navy,Seoul District

PROJECT	VALUE(USD)	PERIOD	EMPLOYER
〇〇District Facilities (1156)	3,201,613	89.10~90.11	Rok Army Central Finance Corps
No.89-2 Apartment House Facilities	1,666,667	89.08~90.06	Republic of Korea Navy,Seoul District
No.89 Builing The Navy in seoul	2,794,444	89.08~90.08	Republic of Korea Navy,Seoul District
〇〇District Facilities (1139)	1,829,692	89.07~90.04	Rok Army Central Finace Corps
89-00 Jinhae Center extension work, the Navy in seoul	4,888,889	89.07~90.09	Republic of Korea Navy,Seoul District
〇〇District Facilities (1135)	6,517,470	89.07~90.12	Rok Army Central Finace Corps
No.89 Apartment House Facilities	1,597,778	89.06~90.03	Republic of Korea Navy,Seoul District
〇〇District Facilities (1093)	1,043,028	88.06~88.12	Rok Army Central Finace Corps
〇〇District Facilities (1025)	1,121,548	88.04~88.11	Rok Army Central Finace Corps
〇〇District Facilities (1235)	2,772,339	87.12~88.11	Rok Army Central Finace Corps
Construction of Facility(1183)	1,319,264	87.07~88.07	Army in Gyeonggi district
Construction of Facility(1016)	1,914,526	85.04~85.12	Army 2672
Construction of Facility(1019)	6,536,270	84.04~85.10	Army 2150
Construction of Facility(1045)	2,385,375	83.05~84.06	Army 2307
Construction of Facility 83gyo-85-3,84gyo-85-3.85gyo-85-3,85gyo-86-3	16,131,896	83.03~86.12	Airforce 6972
83202 Facilities	1,397,707	83.02~83.10	National Defense Procurement Agency
Construction of Storage	157,261	77.05~77.07	National Defense Procurement Agency
〇〇District Facilities	310,554	77.05~77.12	National Defense Procurement Agency







# Embracing all values of living HOUSING

Home is no longer a mere living space, but a vital place for love, ideas, dream and thoughts.  
KUNYOUNG creates first-class housing with our own eco-friendly design and technology that benefits both mankind and nature, integrates refreshing and blissful designs, and effectively utilizes state-of-the-art technology.

## Apartment

PROJECT	VALUE(USD)	PERIOD	EMPLOYER
Hwaseong Dongtan (2) Apartment Complex Block 2	76,822,744	14.01~16.09	Korea LH Corp.
Daegu Okpo Apartment Complex Block 3	64,290,151	14.01~16.09	Korea LH Corp.
Eumseong Geumseong A1BL Apartment (Block 1)	25,266,224	12.10~14.10	Korea LH Corp.
Isu Station LIGA Apartment in Seoul	70,442,964	10.10~13.03	Sadang-dong Local Housing Cooperative
Yongin Guseong LIGA Apartment	76,293,007	10.01~12.07	Premier Ville
Jungrang Forest LIGA Apartment in Seoul	57,910,962	09.12~12.08	Daol UCL Inc.
Busan Jisa District Apartment Block 2	37,095,395	09.10~11.09	Korea National Housing Corporation
Seoul Station LIGA Apartment	26,567,273	09.09~12.03	KUNYOUNG
Chaeun Apartment in Dangjin (Block 1)	16,674,280	08.12~10.09	Korea National Housing Corporation
Daegu Gumi LIG Nex1 Apartment	19,090,909	08.08~10.11	Foremploy
Seonyu Apartment in Munsan (Block 4)	32,451,882	08.07~11.04	Korea LH Corp.
Unjeong Apartment in Paju (Block 28)	29,437,935	07.12~11.04	Korea LH Corp.
Jinjeob Apartment in Namyangju (Block 3)	61,263,152	07.12~10.03	Korea LH Corp.
Unjeong Apartment in Paju (Block 7)	61,972,935	07.12~11.06	Korea LH Corp.
Sacheon LIGA Apartment	118,564,026	07.11~10.04	PCS
Dangjin LIGA Apartment	92,650,320	07.10~10.03	Donghae DNC
Soha Apartment in Gwangmyeong (Block 2)	32,601,535	07.05~09.05	Korea National Housing Corporation
Jeongkwan Apartment in Busan (Block 3)	47,977,624	07.03~09.03	Korea National Housing Corporation
Pangyo Apartment in Seongnam (Block 1)	41,277,194	06.11~09.04	Korea National Housing Corporation
Pangyo KUNYOUNG Casvill Apartment	31,108,784	06.06~09.01	KUNYOUNG
Seoul Gocheok LIGA Apartment	54,256,608	06.03~08.05	Gocheok Residential Association
Daejeon Tanbang LIGA Apartment	22,483,144	05.12~08.05	KUNYOUNG
Kangdong KUNYOUNG Casvill Apartment	13,872,083	05.10~08.10	KUNYOUNG
Gyoha apartment 2BL in Paju (block1)	23,869,773	04.03~05.10	Korea National Housing Corporation
Yonghyun 2nd Local Housing Cooperative Apartment	23,067,469	03.12~06.09	Local Housing Cooperative
Dongbaek Apartment in Yongin(Block 5)	26,010,230	03.10~06.04	Korea National Housing Corporation
Pungdong Apartment in Goyang (Block 2)	18,063,305	03.10~06.06	Korea National Housing Corporation
Pungdong Apartment in Goyang (Block 4)	19,961,155	03.10~06.07	Korea National Housing Corporation
Sosa Apartment in Bucheon (Block 3)	20,224,523	03.08~06.05	Korea National Housing Corporation



PROJECT	VALUE(USD)	PERIOD	EMPLOYER
Daegu Shinam Reconstruction Apartment	77,068,096	03.04~05.11	Reconstruction Association
Kyungbuk Kyungsan KUNYOUNG Casvill Apartment	21,835,394	03.03~05.07	KUNYOUNG
Daegu Sujae-ri KUNYOUNG Casvill Apartment	34,423,808	03.03~05.09	KUNYOUNG
Masuk KUNYOUNG Casvill Apartment	34,336,835	03.02~05.11	KUNYOUNG
KUNYOUNG Sanbong Local Housing Cooperative Apartment	43,167,824	03.02~06.01	Local Housing Cooperative
Pyungtaek Hyunhwa KUNYOUNG Casvill Apartment	56,477,378	02.12~05.06	Local Housing Cooperative
Koyang Hwajung-dong KUNYOUNG Casvill Plus Officetel	18,131,111	01.11~04.05	K&P
Jukjeon KUNYOUNG Casvill Apartment	164,838,889	01.11~04.11	Korea Real Estate Investment & Trust
Sanggye3-dong District Housing Association KUNYOUNG Apartment	12,235,556	01.10~03.11	Local Housing Cooperative
Sihwa 3rd KUNYOUNG Apartment	16,642,222	00.12~02.07	KUNYOUNG
Sihwa 5th KUNYOUNG Apartment	25,616,667	00.11~02.08	KUNYOUNG
Mapo Jungdong Sungsa 2nd Apartment reconstruction	24,323,333	00.05~02.10	Reconstruction Association
Bupyung Multiplex KUNYOUNG Apartment	19,075,556	00.03~02.06	KUNYOUNG
Changdong Cheonghak Row Houses Reconstruction KUNYOUNG Apartment	37,883,333	00.01~02.08	Reconstruction Association
Sihwa 4th KUNYOUNG Apartment	16,966,667	99.10~00.12	Korea Real Estate Investment & Trust
Sihwa 7th KUNYOUNG Apartment	14,573,333	99.10~01.03	Korea Real Estate Investment & Trust
Daegu Chimsan-dong KUNYOUNG Apartment	23,383,333	99.08~02.05	KUNYOUNG
Gangbyun KUNYOUNG United Housing Association	56,097,778	99.06~02.02	Local Housing Cooperative
Dukso KUNYOUNG Apartment	56,363,333	99.06~02.05	KUNYOUNG
Daegu Chilgok KUNYOUNG Apartment	13,776,667	99.04~01.07	KUNYOUNG
Gimpo Sawoo KUNYOUNG Apartment	16,614,444	99.03~01.08	KUNYOUNG
Galhyun KUNYOUNG Apartment	11,588,889	98.09~00.07	KUNYOUNG
Suwon Maegyo Jinyang Apartment Multiplex Reconstruction	19,507,778	98.09~01.04	Reconstruction Association
Improvement of Living Conditions in Yeomli Yangpyeong District	3,666,481	98.09~99.10	Dogaegong, Seoul
Suwon Youngtong 3-5 block Apartment and affiliated facilities	49,937,778	98.04~00.09	Korea Real Estate Investment & Trust
Shinlim Apartment section # 1	91,900,066	96.10~00.07	Korea National Housing Corporation
Bongcheon-dong KUNYOUNG Apartment	15,833,333	96.04~99.01	Reconstruction Association
Suwon Youngtong 3-2 Block Apartment and affiliated facilities (1st)	53,457,778	96.04~99.02	KUNYOUNG

PROJECT	VALUE(USD)	PERIOD	EMPLOYER
Hanbo Apartment at Gongreungdong	46,825,564	96.04~00.10	Samchang Croba Reconstruction Union
Taeil Row Houses Reconstruction	18,882,222	96.03~99.04	Reconstruction Association
Kimhae Naioi KUNYOUNG Apartment	32,877,778	96.01~98.12	KUNYOUNG
Gwangju High-tech KUNYOUNG Apartment	20,166,667	95.11~98.10	KUNYOUNG
Junggye-dong Hanin Row Houses Reconstruction	12,620,000	95.10~98.07	Reconstruction Association
Bugae Apartment in Incheon (block 14)	26,808,278	95.10~98.05	Korea National Housing Corporation
Ichon-dong Government Officer Apartment A-zone construction	167,316,667	95.09~98.08	Reconstruction Association
Ilsan Multiplex KUNYOUNG Apartment	52,140,000	95.09~99.10	KUNYOUNG
Jungreung Jeil Multiplex Building Recostruction	54,032,222	95.09~99.12	Reconstruction Association
Wooseung Alliance Recostruction Apartment building	12,094,444	95.05~98.04	Reconstruction Association
Haeundae KUNYOUNG Apartment (2nd)	56,642,222	95.05~98.11	KUNYOUNG
Chengju Yongam KUNYOUNG Apartment	136,506,331	95.04~98.07	KUNYOUNG
Uijungbu Shingok-dong KUNYOUNG Apartment	54,306,611	95.04~99.01	KUNYOUNG
Songjung-dong KUNYOUNG Gunja B-zone Apartment reconstruction	43,753,333	95.03~00.02	Reconstruction Association
Sihwa 2nd KUNYOUNG Apartment	37,646,667	95.02~97.09	KUNYOUNG
Busan Haeundae Apartment	42,405,463	95.01~97.09	Military Mutual Aid Association
Songtan Ichoong KUNYOUNG Apartment	44,316,667	95.01~97.10	KUNYOUNG
Daegu Bokhyun-dong KUNYOUNG Apartment	26,533,333	95.01~98.09	KUNYOUNG Industry
Uijungbu Yonghyun KUNYOUNG Apartment	73,157,387	94.12~98.06	KUNYOUNG
Busan Bansong Apartment	17,615,797	94.11~97.04	KUNYOUNG
Construction of rental apartment for employees of Hanbo Steel Co. at Yugokri	18,405,731	94.08~95.08	Hanbo Steel Co.
Ichon-dong Government Officer Apartment B-zone	83,243,333	94.05~98.09	Reconstruction Association
Construction of Hanbo Apartment at Gayangdong	28,065,964	94.05~96.11	Gayang Association Union Houses
Shinnae 10th apartment complex	24,504,661	94.02~96.02	Seoul Mertopolitan city development
Koyang Hwajung Apartment	44,384,402	94.01~96.05	Military Mutual Aid Association
Wonju Hanggu-dong KUNYOUNG Apartment	45,000,000	93.09~96.03	Suam Construction
Gimpo Bukbyun KUNYOUNG Apartment	13,669,269	93.08~94.05	KUNYOUNG
Gunsan Nawoon Apartment section # 4	16,189,973	93.08~95.07	Korea National Housing Corporation
Ilsan 4th KUNYOUNG Apartment	31,259,811	93.08~96.02	KUNYOUNG
Construction of Seongpo Apartment in Ansan (block2)	11,510,557	93.07~95.05	Korea National Housing Corporation



PROJECT	VALUE(USD)	PERIOD	EMPLOYER
Construction of Seongpo Apartment in Ansan (block1)	18,403,715	93.07~95.06	Korea National Housing Corporation
Daegu Sungsuh Apartment section # 5	11,964,064	93.05~95.04	Korea National Housing Corporation
Bundang 3rd KUNYOUNG Apartment	18,423,183	93.05~95.09	KUNYOUNG
Dongducheon Wooam KUNYOUNG Apartment	21,111,111	93.05~95.11	Uam Housing
Bundang 4th KUNYOUNG Apartment	19,344,189	93.05~96.03	KUNYOUNG
Yongin Sooji KUNYOUNG Apartment	21,345,427	93.02~95.02	KUNYOUNG
Junggye 3rd KUNYOUNG Apartment	67,244,444	93.01~95.07	KUNYOUNG
Noryangjin Bon-dong section # 2-2, Reconstruction Apartment	85,927,778	93.01~97.09	Reconstruction Association
Incheon Younsoo KUNYOUNG Apartment	85,117,620	92.12~94.04	KUNYOUNG
Tanhyun 1st KUNYOUNG Apartment	40,399,683	92.11~94.12	KUNYOUNG
Tanhyun 2nd KUNYOUNG Apartment	32,450,000	92.11~95.02	Donrim, Hanmi Construction
Sungnam Bundang Apartment section # 15	11,900,622	92.11~95.04	Korea National Housing Corporation
Junggye Chulgumin Apartment	69,590,000	92.08~95.01	Reconstruction Association
Construction of city-built apartment of Gusan block2 in 1991 and 1992	6,004,784	92.08~94.01	Kimhae City Government
Ilsan 2nd Military Mutual Aid Association Apartment	25,377,718	92.06~94.11	Military Mutual Aid Association
Ilsan 3rd KUNYOUNG Apartment construction	25,595,640	92.06~94.11	KUNYOUNG
The 4th Shinlim KUNYOUNG Apartment	12,272,222	92.06~95.05	Reconstruction Association
Construction of Saeseoul Apartment at Banpo	13,715,959	92.04~94.08	The Clan of Haeju JEONG
Cheongdam-dong Chenggang KUNYOUNG Apartment	15,692,222	92.03~94.05	Jinpyung Construction
Mok-dong KUNYOUNG Apartment	18,070,000	92.01~94.02	Mokdong District Society
Ilsan 1st KUNYOUNG Apartment	35,349,533	91.12~94.01	KUNYOUNG
Shinnae KUNYOUNG Apartment	72,222,222	91.11~94.11	KUNYOUNG
Jungdong 4th KUNYOUNG Apartment	24,032,470	91.09~94.02	KUNYOUNG
Pyungchon 2nd KUNYOUNG Apartment	56,888,889	91.08~94.04	KUNYOUNG
Gusan Nawoon Apartment, section # 1	18,185,450	91.07~93.03	Korea National Housing Corporation
Gumi Doryang Apartment, section # 1	17,343,903	91.07~93.04	Korea National Housing Corporation
Guri KUNYOUNG Apartment	26,064,500	91.07~93.09	Guri District Society
Songtan KUNYOUNG Apartment	30,000,000	91.05~92.08	KUNYOUNG
Jungdong 3rd KUNYOUNG Apartment	17,689,942	91.05~93.10	KUNYOUNG
Uijungbu Howon-dong KUNYOUNG Apartment	26,797,556	91.04~92.12	Military Mutual Aid Association
Jungdong KUNYOUNG Apartment	43,111,111	91.01~93.03	KUNYOUNG


PROJECT	VALUE(USD)	PERIOD	EMPLOYER
Kayang-zone Apartment (section # 5-2)	19,884,683	90.12~92.10	Seoul Mertopolitan city development
Jungdong 2nd KUNYOUNG Apartment	13,820,211	90.12~93.03	KUNYOUNG
Construction of Seonhak-city built apartment block5 in 1990	22,175,543	90.12~92.08	Incheon City government
Construction of Gunja Apartment in Ansan (block2)	11,827,053	90.12~92.10	Korea National Housing Corporation
Construction of Suam Apartment in Ansan (block1)	10,124,954	90.12~93.03	Korea National Housing Corporation
Construction of city-built apartment at Yeonsu block16 in 1990	28,751,741	90.12~93.05	Incheon City government
Construction of small houses for installment sale at Gaegeum block2 in 1990	12,524,784	90.12~94.05	Busan Urban Development Corporation
Construction of city-built apartment at Yeonsu block35 in 1990	31,503,599	90.12~94.06	Incheon City government
Construction of small houses for insallment sale at Deokcheon block2 in 1990	11,531,667	90.12~94.07	Busan Urban Development Corporation
Bucheon Municipal Apartment	16,341,732	90.11~92.11	Bucheon Public Development
Dong-Seoul KUNYOUNG Apartment	21,522,222	90.11~93.01	Reconstruction Association
Bundang 2nd KUNYOUNG Apartment	81,771,120	90.11~94.05	KUNYOUNG
Construction of Sannam Apartment in Cheongju (block9)	11,353,949	90.11~92.09	Korea National Housing Corporation
Construction of Sannam Apartment in Cheongju (block8)	11,409,528	90.11~93.05	Korea National Housing Corporation
Bundang 1st KUNYOUNG Apartment	50,069,867	90.10~93.03	KUNYOUNG
Munjeong-dong KUNYOUNG Apartment	15,988,889	90.10~95.12	KUNYOUNG
Construction of Apartment at Bondong in Daegu (block1)	10,624,006	90.06~92.09	Korea National Housing Corporation
Gwangju Woosan Apartment, section # 1,2	14,258,889	90.05~92.05	Korea National Housing Corporation
Pyungchon KUNYOUNG Apartment (1st)	65,747,440	90.05~92.09	KUNYOUNG
Construction of Hanaro Apartment in Busan	12,911,781	90.05~92.09	Hanil Construction Co.
Construction of nation-built houses in Hakjeong district in 1989 (block2)	16,695,200	89.12~93.01	Busan Urban Development Corporation
Junggye Municipal Apartment (3-1 section)	12,102,506	89.10~91.11	Seoul Mertopolitan city development
Construction of Deokcheon Apartment in Busan (block3)	10,071,776	89.05~91.10	Korea National Housing Corporation
The 3rd Shinlim Kunypung Apartment	38,144,444	89.04~91.08	Reconstruction Association
Nam-Seoul 2nd KUNYOUNG Apartment	20,438,599	88.04~89.07	KUNYOUNG

PROJECT	VALUE(USD)	PERIOD	EMPLOYER
Junggye Chulgumin Apartment	38,548,926	88.01~90.03	Reconstruction Association
Junggye KUNYOUNG Apartment	20,975,556	87.01~88.06	KUNYOUNG
Construction of Mido Apartment at Sanggye	25,546,586	87.01~88.04	KUNYOUNG
Construction of Sinueol Apartment in 1985(block2)	16,709,840	85.11~88.04	Seoul Mertopolitan Government
Construction of Mido Apartment at Banpo	73,946,831	85.03~88.12	CHB and 3 unions
Shingil KUNYOUNG Apartment	20,433,924	85.02~86.04	KUNYOUNG
Shinlim KUNYOUNG Aparment (1st)	11,805,556	83.09~84.08	KUNYOUNG
Hanbo Mido Mansion Apartment	102,434,602	82.05~85.04	KUNYOUNG
Mido Apartment at Seongnam	13,610,036	81.08~82.11	KUNYOUNG
Eunma Apartment	81,687,599	78.07~80.04	KUNYOUNG
I-ri Eoyang-dong Apartment	208,906	77.07~78.02	Korea National Housing Corporation
Daegu Construction Material Shopping Centre and Apartment Complex	1,100,000	76.10~77.06	KUNYOUNG Industry
Samdeok Mansion Apartment	671,429	76.06~77.02	Samdeok Mansion
Daegu Mansion	1,785,714	72.08~73.07	Daegu Joint Venture Company
Eastern Daegu Market and Apartment Complex	428,571	68.12~69.12	Dongjin Joint Venture Company

Villa

PROJECT	VALUE(USD)	PERIOD	EMPLOYER
Gwacheon LIG County	25,574,951	08.05~09.08	Kim & Partners
Sungbuk Gate Hills	24,615,556	08.04~09.03	G-On Holdings
Bndang Future Hill	79,592,901	99.08~01.03	KUNYOUNG
Ilсан Villa 21-1 block	16,117,257	93.11~95.05	KUNYOUNG
Ilсан Villa 21-2 block	21,597,512	93.11~95.05	KUNYOUNG
Ilсан Villa 23-9 block	5,457,218	93.11~95.05	KUNYOUNG
Ilсан Villa 23,40 block	7,563,397	93.11~95.05	KUNYOUNG
Ilсан Villa 23-41 block	18,037,911	93.11~95.05	KUNYOUNG
Ilсан Villa 30-20 block	14,492,794	93.11~95.05	KUNYOUNG
Ilсан Villa 30-9 block	20,136,883	93.11~95.05	KUNYOUNG
Ilсан Villa 29-8 block	21,886,181	93.11~95.05	KUNYOUNG
Ilсан Villa 48-1 block	25,331,431	93.11~95.05	KUNYOUNG
Ilсан Villa 51-28 block	20,714,201	93.11~95.05	KUNYOUNG
Bundang Villa B8-15 block	9,869,147	93.11~95.05	KUNYOUNG
Bundang Villa E9-16 block	6,279,862	93.11~95.05	KUNYOUNG
Bundang Villa E8-7 block	17,222,024	93.11~95.05	KUNYOUNG

PROJECT	VALUE(USD)	PERIOD	EMPLOYER
Bundang Villa E8-10 block	21,143,696	93.11~95.05	KUNYOUNG
Bundang Villa E13-51-4 block	26,600,487	93.11~95.05	KUNYOUNG
Ilсан Villa 29-2 block	29,429,892	93.09~95.03	KUNYOUNG
Ilсан Villa 26-1 block	13,307,087	93.09~95.03	KUNYOUNG
Ilсан Villa 26-7 block	31,520,160	93.09~95.03	KUNYOUNG
Ilсан Villa 27-76 block	24,140,459	93.09~95.03	KUNYOUNG
Ilсан Villa 32-58 block	24,708,948	93.09~95.03	KUNYOUNG
Ilсан Villa 25-2 block	30,483,369	93.09~95.03	KUNYOUNG
Ilсан Villa 51-38 block	16,422,569	93.09~95.03	KUNYOUNG
Bundang Villa B8-16	21,200,892	93.09~95.03	KUNYOUNG
Construction of Saeseoul Villa at Banpo	2,688,722	93.03~94.08	The Clan of Haeju JEO NG
Construction of Hanbo Mido Villa Mansion	3,683,122	89.11~90.11	Gangnam-Gu
Tongbo Boarding House and 6th Staff House	3,787,143	87.08~89.05	Hanbo Coal Mine
83 National Housing	878,297	83.09~84.03	Mokpo-si
Gwacheon 4th Row House	3,550,649	83.07~84.09	Korea National Housing Corporation





Infusing new values into the land

# REAL ESTATE DEVELOPMENT

Real estate development breathes new life into land and stimulates new creations. The business also contributes to the national and international economy by pleasantly transforming its surroundings as well as maximizing profit.

We are expanding the areas of our development business with our firm conviction to overcome any challenges and make effective use of our out-of-the-box thinking process.



## Discovering potential values through the innovative view of KUNYOUNG

KUNYOUNG uncovers hidden values of real estate with its creative viewpoint and plans development projects by effectively analyzing risks that might occur during the process.

For projects that we commence, we maximize the work efficiency based on our flexible attitude and creativity, so that we can increase the development profit and minimize unnecessary costs.

Our efforts to achieve proper communication among business participants and reasonable profit sharing amplify our credibility.



## RMS (Risk Management Solution)

In the real estate development sector, time is directly linked to profit. Due to the nature of this business, problems such as delays can threaten the existence of a project. With our abundance of experiences, we have designed our own Risk Management Solution, which will provide thorough analysis of problems as well as solutions geared towards successful completion of projects.



## Total Solution for Real Estate Development

KUNYOUNG is the best in the field, which is able to salvage failed projects in the same way as a clockmaker would fix a broken clock. We deftly manage an array of risks that can happen in housing cooperative projects and propose innovative solutions.



Real Estate Develompent

PROJECT	VALUE(USD)	PERIOD	EMPLOYER
Sangdo Hyundai Emco Local Housing Cooperative Project	506,086,957	10.08~13.08	Hyunseung D&C
Seoul Station LIGA	26,567,273	09.09~12.03	KUNYOUNG
Sangdo 134 Local Housing Cooperative Project	771,015,652	09.06~12.09	Hyunseung D&C
Pangyo KUNYOUNG Casvill	31,108,784	06.06~09.01	KUNYOUNG
Daejeon Tanbang LIGA	22,483,144	05.12~08.05	KUNYOUNG
Kangdong KUNYOUNG Casvill	13,872,083	05.10~08.10	KUNYOUNG
Kyungbuk Kyongsan KUNYOUNG Casvill	21,835,394	03.03~05.07	KUNYOUNG
Daegu Sujae-ri KUNYOUNG Casvill	34,423,808	03.03~05.09	KUNYOUNG
Masuk KUNYOUNG Casvill	34,336,835	03.02~05.11	KUNYOUNG
Sihwa 3rd KUNYOUNG Apartment	16,642,222	00.12~02.07	KUNYOUNG
Sihwa 5th KUNYOUNG Apartment	25,616,667	00.11~02.08	KUNYOUNG
Bupyung Multiplex KUNYOUNG Apartment	19,075,556	00.03~02.06	KUNYOUNG
Daegu Chimsan-dong KUNYOUNG Apartment	23,383,333	99.08~02.05	KUNYOUNG
Dukso KUNYOUNG Apartment	56,363,333	99.06~02.05	KUNYOUNG
Daegu Chilgok KUNYOUNG Apartment	13,776,667	99.04~01.07	KUNYOUNG
Gimpo Sawoo KUNYOUNG Apartment	16,614,444	99.03~01.08	KUNYOUNG
Galhyun KUNYOUNG Apartment	11,588,889	98.09~00.07	KUNYOUNG
Suwon Youngtong 3-2 Block Apartment and affiliated facilities (1st)	53,457,778	96.04~99.02	KUNYOUNG
Kimhae Naioi KUNYOUNG Apartment	32,877,778	96.01~98.12	KUNYOUNG
Gwangju High-tech KUNYOUNG Apartment	20,166,667	95.11~98.10	KUNYOUNG
Ilisan Multiplex KUNYOUNG Apartment	52,140,000	95.09~99.10	KUNYOUNG
Haeundae KUNYOUNG Apartment (2nd)	56,642,222	95.05~98.11	KUNYOUNG
Chengju Yongam KUNYOUNG Apartment	136,506,331	95.04~98.07	KUNYOUNG
Uijungbu Shingok-dong KUNYOUNG Apartment	54,306,611	95.04~99.01	KUNYOUNG
Sihwa 2nd KUNYOUNG Apartment	37,646,667	95.02~97.09	KUNYOUNG
Songtan Ichoong KUNYOUNG Apartment	44,316,667	95.01~97.10	KUNYOUNG
Uijungbu Yonghyun KUNYOUNG Apartment	73,157,387	94.12~98.06	KUNYOUNG
Busan Bansong Apartment	17,615,797	94.11~97.04	KUNYOUNG
Gimpo Bukbyun KUNYOUNG Apartment	13,669,269	93.08~94.05	KUNYOUNG
Ilisan 4th KUNYOUNG Apartment	31,259,811	93.08~96.02	KUNYOUNG
Bundang 3rd KUNYOUNG Apartment	18,423,183	93.05~95.09	KUNYOUNG
Bundang 4th KUNYOUNG Apartment	19,344,189	93.05~96.03	KUNYOUNG
Yongin Sooji KUNYOUNG Apartment	21,345,427	93.02~95.02	KUNYOUNG
Junggye 3rd KUNYOUNG Apartment	67,244,444	93.01~95.07	KUNYOUNG
Incheon Younsoo KUNYOUNG Apartment	85,117,620	92.12~94.04	KUNYOUNG
Tanhyun 1st KUNYOUNG Apartment	40,399,683	92.11~94.12	KUNYOUNG

PROJECT	VALUE(USD)	PERIOD	EMPLOYER
Ilisan 3rd KUNYOUNG Apartment construction	25,595,640	92.06~94.11	KUNYOUNG
Ilisan 1st KUNYOUNG Apartment	35,349,533	91.12~94.01	KUNYOUNG
Shinnae KUNYOUNG Apartment	72,222,222	91.11~94.11	KUNYOUNG
Jungdong 4th KUNYOUNG Apartment	24,032,470	91.09~94.02	KUNYOUNG
Pyungchon 2nd KUNYOUNG Apartment	56,888,889	91.08~94.04	KUNYOUNG
Songtan KUNYOUNG Apartment	30,000,000	91.05~92.08	KUNYOUNG
Jungdong 3rd KUNYOUNG Apartment	17,689,942	91.05~93.10	KUNYOUNG
Jungdong KUNYOUNG Apartment	43,111,111	91.01~93.03	KUNYOUNG
Jungdong 2nd KUNYOUNG Apartment	13,820,211	90.12~93.03	KUNYOUNG
Bundang 2nd KUNYOUNG Apartment	81,771,120	90.11~94.05	KUNYOUNG
Bundang 1st KUNYOUNG Apartment	50,069,867	90.10~93.03	KUNYOUNG
Munjeong-dong KUNYOUNG Apartment	15,988,889	90.10~95.12	KUNYOUNG
Pyungchon KUNYOUNG Apartment (1st)	65,747,440	90.05~92.09	KUNYOUNG
Nam-Seoul 2nd KUNYOUNG Apartment	20,438,599	88.04~89.07	KUNYOUNG
Junggye KUNYOUNG Apartment	20,975,556	87.01~88.06	KUNYOUNG
Construction of Mido Apartment at Sanggye	25,546,586	87.01~88.04	KUNYOUNG
Shingil KUNYOUNG Apartment	20,433,924	85.02~86.04	KUNYOUNG
Shinlim KUNYOUNG Aparment (1st)	11,805,556	83.09~84.08	KUNYOUNG
Hanbo Mido Mansion Apartment	102,434,602	82.05~85.04	KUNYOUNG
Mido Apartment at Seongnam	13,610,036	81.08~82.11	KUNYOUNG
Eunma Apartment	81,687,599	78.07~80.04	KUNYOUNG





Providing the driving force of the development of our society

# PLANT

KUNYOUNG has participated in a number of projects for various plant facilities which had been deemed as the driving force for national economic development. With accumulated process technology and knowhow, we will continue to expand our accomplishments in plant construction through constant research and studies.

## Plant

PROJECT	VALUE(USD)	PERIOD	EMPLOYER
Construction of LPG+AIR City Gas Production Facility	5,762,687	96.02~96.11	Hanbo Steel Co.
Construction of LPG City Gas Production Facility in Asan bay	8,204,525	96.01~96.11	Hanbo Steel Co.
Connecting Pipes Between Gangnam and Jungang	2,262,023	96.01~97.01	Korea District Heating Co.
Youngkwang Corp. Seweage Disposal and Plant	21,835,394	95.11~96.08	YoungKwang Corp.
Construction of Okgye Mining Station	7,188,982	94.09~95.05	Samcheon Development
Central Heat Sending Pipe Reinforcement and Repair Block2	1,398,504	94.08~94.12	Korea District Heating Co.
Construction of Hanbo Steels Factory at Sihwa	2,895,968	94.08~95.08	Hanbo Steel Co.
Additional Works of Local Heat Sending Pipe in Bundang Block1 in 1994	4,748,396	94.07~94.12	Korea District Heating Co.
Construction of Heat Sending Pipe of Local Heating at Jungdong District in Bucheon	20,651,281	94.07~97.11	Korea District Heating Co.
Construction of Hanbo Steels Factory in Asan Bay	714,531,741	93.11~95.06	Hanbo Steel Co.
Construction of Small Bar Steel Factory in Asan Bay	497,798,540	93.07~95.06	Hanbo Steel Co.
Moving Heat Sending Pipe of Southern Seoul	1,835,870	92.11~93.07	Korea District Heating Co.
Remodeling of Receiving Apparatus Room in Gangnam District	2,209,746	92.06~92.12	Korea District Heating Co.
Moving Heat Sending Pipe of Gangnam District	14,022,628	92.02~94.06	Korea District Heating Co.
Moving Duct of Electric Steel Melting Pot of 70t in Busan Factory	1,023,820	92.01~92.08	Hanbo Steel Co.
Construction of Heat Sending Pipe of Local Heating at Suseo District (Block1)	18,043,638	91.02~93.09	Korea District Heating Co.
Extension of P.S.A. Oxygen Factory in Busan	1,107,374	91.01~92.05	Hanbo Steel Co.
Connecting Pipes of Heat between Bundang and Suseo	5,633,972	91.01~92.08	Korea District Heating Co.
Steel Cooling Water Purification Works for Hanbo Steel Co. in Asan Bay	313,431,565	90.12~95.03	Hanbo Steel Co.
Construction of Heat Sending Pipe of Local Heating at Bundang District in Seongnam (Block1)	27,740,437	90.04~93.12	Korea District Heating Co.
Construction of Sunghwan Factory of Samjin Aluminium Co., Ltd.	3,101,057	89.11~91.01	Samjin Aluminium
Facility Works at Busan Steel Factory	608,429	89.04~89.11	Hanbo Steel Co.
Gunsan Factory of Korea Electric Accustics	1,089,985	88.09~89.05	Korea Electric Accoustics
Coal Preparation Plant, Dust Proof Storage, Engine Locomotive Storage, etc.	3,224,053	88.06~89.05	Hanbo Coal Mine
Connecting Local Heating Water Supply Pipe to the Apartment Complex in Southern Seoul	1,343,364	87.04~87.11	Korea District Heating Co.
Local Heating Work of Southern Seoul Block2	18,937,353	86.07~88.02	Korea District Heating Co.
Construction of a Factory and Additional Facilities	432,857	81.03~81.11	Daedo Pharmaceuticals
Construction of Factory	157,143	77.07~78.12	Daeyeong Trade





Building a green future

# ECO–FRIENDLY GROWTH

In our search of solutions for sustainable growth, we look to nature as it is the key to our future. In order to conserve natural resources and prevent and reduce environmental contamination, we provide comprehensive and effective solutions in all areas of the environmental sector that ranges from development of alternative energy to construction of systems that enhances energy efficiency and saving. We will take a bold step forward to participate in the development of renewable energy and applicable technology in order to build a foundation for sustainable development of mankind.

## Power&Energy

PROJECT	VALUE(USD)	PERIOD	EMPLOYER
Information and Data Communication Works for Medical Comfort Housing in Sinnae	1,029,028	14.04~15.04	SH Corp.
Electric Power Distribution Pipeline in Chungbuk Innovation City (Zone 4)	2,365,070	13.06~14.07	Korean Electric Power Corporation (KEPCO)
Electric Works for Main Gas Transmission Pipeline between Pohang and Yeongdeok	2,960,910	09.12~13.11	Korea Gas Corporation
Electric & Data Communication Work for R&D Center	15,363,720	09.04~11.06	LIG Nex1
Electric Work for LIG Insurance Busan Office	9,450,678	09.01~10.08	LIG Insurance
Main Electric Power Lines in the Hinterland of Busan New Port	2,093,694	08.09~13.10	Korean Electric Power Corporation (KEPCO)
Electric Works for the Expressway No. 30 between Daejeon and Dangjin	3,907,272	08.08~09.10	Korea Expressway Corporation
Electric Works for LIG Insurance Sacheon Training Institute	10,670,000	08.06~10.10	LIG Insurance
Electric Works for Gumi Factory Shifting	3,324,333	07.03~08.04	LIG Nex1
Electric Power Distribution Network for Housing Site Development District in Nonhyun (2), Incheon	8,427,222	04.01~07.12	Korean Electric Power Corporation (KEPCO)
Common Duct for Electric Power Line at Obong Ramification	3,376,774	03.11~06.01	Korean Electric Power Corporation (KEPCO)
Electric Power System for 2nd Phase Expansion of Kimhae International Airport	10,292,248	00.09~08.12	Busan Regional Aviation Administration
Electric Works for Gyeongju Telephone Companys New Building	1,302,779	99.03~01.09	SK Telecom
Electric Works for Gangneung Kyodong Apartment (Zone 1)	2,791,067	97.11~99.10	Korea Housing Corporation
Telecom Cable Conduit Work on Roadway at Youngjin Bridge	80,892	97.08~97.12	Gangneung Telephone Company
Telecom Cable Conduit Work on Roadway between Gonggeun and Sammachi	893,940	97.08~98.12	KT Gangwon Network Construction Bureau
Electric Cable Conduit Pipeline Work at Jinchun Stream	262,192	97.01~97.08	Korean Electric Power Corporation (KEPCO)
Electric Cable Conduit Pipeline Work on Roadway between Yeompo and Nammok	217,126	96.11~98.01	Eastern Ulsan Telephone Company
Common Duct for Electric Power Line between Sinheung and Eastern Daejeon	12,968,846	96.07~01.01	Korean Electric Power Corporation (KEPCO)
Telecom Trunk Cable Conduit Pipeline Work on Roadway at Okcheon Bridge	70,998	96.07~97.06	Gangneung Telephone Company
Electric Power Distribution Facility at Yeongtong Zone 1	1,266,236	95.07~97.10	Korean Electric Power Corporation (KEPCO)
Common Duct for 154KV Grid Transmission Line between Sinseongnam and Sadang Phase2	28,095,366	95.01~98.07	Korean Electric Power Corporation (KEPCO)
Electric Works for 945951 Facilities of the Navy	11,657,673	94.12~99.06	Ministry of National Defense



PROJECT	VALUE(USD)	PERIOD	EMPLOYER
Electric Works for Center Building	12,314,524	94.12~97.06	National Laboratory of Construction
Electric Works for Gas Pipe Office in Gwangju	2,043,499	94.11~96.05	Korea Gas Corporation
Electric Works for Incheon Integrated Terminal	27,791,624	94.11~97.08	Incheon International Airport Corporation
Electric Works for the Second KGMP Factory	4,786,611	94.09~96.01	Sanga Medicine Co.
Common Duct for 154KV Grid Transmission Line between Sinseongnam and Sadang Phase1	5,580,335	94.08~97.10	Korean Electric Power Corporation (KEPCO)
Electric Works for Daedong Bank	7,338,745	93.03~97.01	Daedong Bank
Electric Power System for Facilities 7951-92-18, 7951-93-18 at Gangreung Airport	5,842,749	92.12~94.05	Finance Accounting Corps of the Airforce
Electric Works for SK Telecom Busan Branch Office	6,686,396	92.12~96.02	SK Telecom
Electric Power Transmission and Substation of Sangrok Resort	14,449,063	92.12~98.03	Korean Electric Power Corporation (KEPCO)
Electric Works for 923053 Facilities at Eumseong helicopter Airport	7,825,916	92.10~93.10	Defense procurement Agency
Telecom Cable Conduit Pipeline Work at Gangsan District 1	128,556	92.09~93.12	Daejeon Telephone Company
Electric Works for KUNYOUNG Apt II in Pyeongchon	3,534,611	92.07~94.04	KUNYOUNG
Electric Works for KUNYOUNG Apt II in Bundang	10,564,536	92.04~94.04	KUNYOUNG
Electric Works for 923401 facilities	1,834,890	92.04~93.05	Defense procurement Agency
Electric Works for Samjin Building	3,072,916	91.06~93.05	SamJin
Electric Works for Jangwon Building	3,291,933	90.11~93.02	Chunwon Development
Electric Power Transmission and Substation for Municipal Boramae Hospital	10,257,572	88.12~96.07	Seoul Metropolitan Government
Electric Works for Facilities at Sacheon Airport (86-87-4, 86-87-4ga, 87gyo-87-4, 86-88-4)	8,444,223	86.06~88.10	Airforce 6972
Electric Works for Facilities at Cheongju Airport (85-00-2, 85-16-2, 86-16-2)	6,095,963	85.06~86.09	Airforce 6972
Electric Works for Incheon City Government Building	2,195,920	83.09~85.07	Incheon City Government
Electric Works for Facilities (83gyo-85-3, 84gyo-85-3, 85gyo-85-3, 85gyo-86-3)	7,581,991	83.03~86.10	Airforce 6972
Electric Works for Haeundae Glory Condominium	2,040,000	82.11~84.02	Glory Leisure

● Wind Power Generation



● Emart Photovoltaic System



● Alpensia Geothermal System



● LG Electronics Chilled Water Storage System





Becoming the leader of global management

# OVERSEAS PROJECTS

We are globally showcasing our competence based on the depth of experience and knowledge that we have accumulated in the Korean construction industry since the foundation of our company. Thus far, we have proven our abilities in housing, building construction and civil works in the global market, and we are now ready to expand our business to not only Asia and the Middle East, but also to other markets in the world that offer great potential. KUNYOUNG will continue building international landmarks and rise to the top of the global construction industry.

## Civil Works Jordan

PROJECT	VALUE(USD)	PERIOD	EMPLOYER
Road Construction from Choir to Sainshand	44,145,900	10.06~13.04	MCA-Mongolia
North Ghors Conversion Project	44,982,000	93.01~99.02	Jordan Valley Authority
Jordan Air Defence Operation Center Project	14,890,000	86.05~88.09	R.T.A.F
North Jordan Domestic Water Supply, North Region Cont.No2	9,513,000	84.02~86.04	Jordan Valley Authority
Wadi Arab Dam Irrigation Project - Piping Work	1,676,000	84.01~85.11	Jordan Valley Authority
Wadi Arab Dam & Irrigation Project.	12,404,076	83.12~85.09	Jordan Valley Authority
The Raising of King Talal Dam	50,627,000	83.01~86.12	Jordan Valley Authority
North Jordan Domestic Water Supply & Water Treatment Proj.	22,652,000	82.06~85.02	Jordan Valley Authority
North Jordan Domestic Water Supply & Water Treatment Project. Southern Region Contract No.3 - Pump Station	27,450,000	82.06~85.06	Jordan Valley Authority
Wadi Ibn Hamad Bridge Construction Project	882,000	81.08~82.04	Jordan Valley Authority
Wadi Arab Dam Consturction Project (WA-01)	65,174,000	81.06~87.11	Jordan Valley Authority
Construction of School & Housing for Teachers in the Southern Ghor and Safi in Jordan	5,796,000	81.01~81.10	Jordan Valley Authority
Domestic Water Supply Project - Water Distribution Network A	1,964,000	80.04~82.09	Jordan Valley Authority
Farm Road Improvement Project	2,275,000	80.03~82.02	Jordan Valley Authority
Jordan Valley village Development Part I, Bldg, Phase II	10,365,000	80.03~82.02	Jordan Valley Authority
Aqaba City Water Distribution Network	1,063,229	79.08~81.08	Water Supply Corp
Jordan valley Electricity Workshop Project	461,000	79.02~80.02	Jordan Valley Authority
Domestic Water Supply Jordan Valley Northern Sector	2,124,000	79.02~80.07	Jordan Valley Authority
Maqarine Dam Site Exploratory Adits Works	1,542,000	78.06~80.06	Jordan Valley Authority
Domestic Water Supply Jordan Valley Southern Sector	2,276,885	77.07~79.02	Jordan Valley Authority
Domestic Water Supply Southern Sector	2,276,885	77.07~79.02	Jordan Valley Authority
Histan-Kafrein Sprinkler Irrigation Scheme	5,069,000	76.08~79.02	Jordan Valley Authority
Zarka Triangle Irrigation Project	587,000	75.09~79.06	Jordan Valley Authority
North East Ghor Irrigation & Rural Development Project	11,834,000	75.08~79.06	Jordan Valley Authority
East Ghor Canal Extension Project	14,674,618	75.03~78.09	Jordan Valley Authority



Pakistan

PROJECT	VALUE(USD)	PERIOD	EMPLOYER
Provincial Highway Project – Package No.6	23,854,694	94.11~01.06	Communication & Works Dept.
Provincial Highway Project – Package No.1	74,963,494	94.09~01.06	Communication & Works Dept.
Mardan Scap Drainage Project	5,718,000	86.07~91.01	Water and Power Development Authority
Roadbolt Pullout and Shotcrete Test	80,000	85.12~86.09	Water and Power Development Authority

Indonesia

PROJECT	VALUE(USD)	PERIOD	EMPLOYER
Grogol Loop Ramp And Flyover/Contract Pakage 2A	5,994,527	95.05~98.12	BINA MARGA
"Northern Extension of the South West and Related Facilities Project : Northbound Arterial Road (Jalan Satria) Implementation of Construction Works."	3,490,000	94.06~94.12	JASA MARGA
"Tomang–Grogol Highway and Pluit –Jembatan Tiga Expressway, Additionnal Works"	8,220,000	94.05~99.04	JASA MARGA
Communicate Automation Facilities Project	1,245,000	93.06~94.09	PT. Krakatau Steel
"Intra Urban Expressway and Related Facilities Project Tomang – Grogol Highway and Pluit–Jembatan Tiga Expressway"	26,667,000	92.05~97.11	JASA MARGA
Padang Alternate Road Project Stage I	5,408,000	91.02~93.04	BINA MARGA
East Kalimantan Road Betterment Project Jakarta Intra	8,737,000	87.05~89.12	BINA MARGA
"Jakarta Intra Urban Tollway Tomang Flyover Phase I,II & Interchange Phase I Project."	21,400,000	86.01~88.04	JASA MARGA
Urban Tollway Interchange Phase II	21,400,000	86.01~88.06	JASA MARGA
Padang–Bukittinggi Road Betterment Project	13,467,000	82.08~85.01	BINA MARGA
Krakatau Steel Infra Structure Stage I&II	7,260,000	81.11~82.10	PT. Krakatau Steel
Jakarta–Merak Highway construction Project	14,958,608	80.11~84.02	JASA MARGA

Architecture

PROJECT	VALUE(USD)	PERIOD	EMPLOYER
The Mark, HCMC,Vietnam	170,000,000	09.12~18.12	VK Housing
Phu My LIGA, HCMC, Vietnam	554,000,000	09.09~18.12	An Lac Thinh
LIG Tower, Abu Dhabi, UAE	97,000,000	08.09~18.06	LIG Middle East
LIG Condominium Quezon City , Philippines	28,000,000	08.08~10.12	Phildipphil Inc.
King Kalakua Project, Hawaii, USA	9,004,800	96.02~96.12	K. Young
Regency Hill Project, LA, USA	19,178,348	95.09~97.11	K. Young
Housing Development Project in Villages, LA ,USA	85,337,364	94.12~96.12	K. Young
Rancho Santa Magarita Project, LA,USA	35,462,028	94.01~97.05	K. Young
Agoura Hill Project, LA,USA	9,338,044	92.08~94.04	K. Young

T·R·E·S

Total Real Estate Solution

CONSTRUCTION / REAL ESTATE DEVELOPMENT / COMBINED HOUSING  
LEASE / OPERATIONS / ADMINISTRATION / MAINTENANCE / FINANCES / CULTURE / ENTERTAINMENT

You dream it,  
and KUNYOUNG achieves it.

Kunyoung’s Total Real Estate Solution not only incorporates construction but also encompasses real estate development, facility maintenance, lease management, real estate finances as well as influencing the lifestyles of the residents. Our new paradigm is forging the foundation of tomorrow’s housing and construction culture.